

Clay Works & Inspira- tions

 Ateliervierkant

V



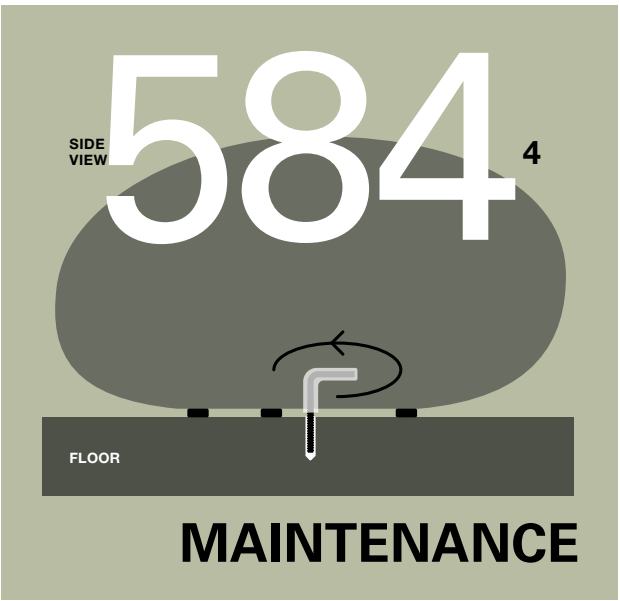
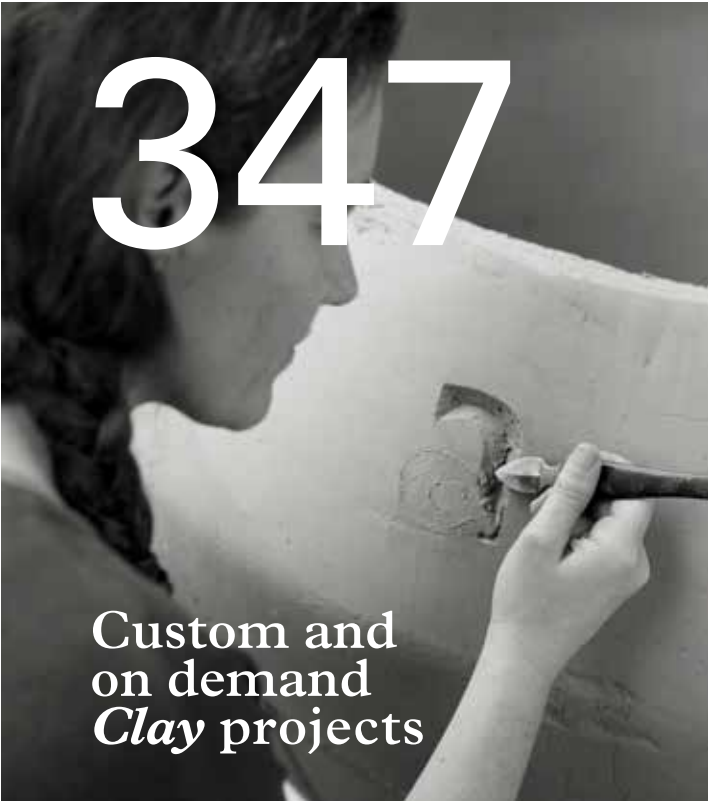


All photography by Bart Van Leuven
unless other specified — bartvanleuven.com






Lay-out:
wimvandersleyen.com


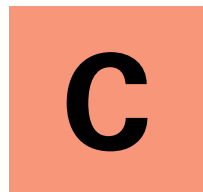




CONTENT


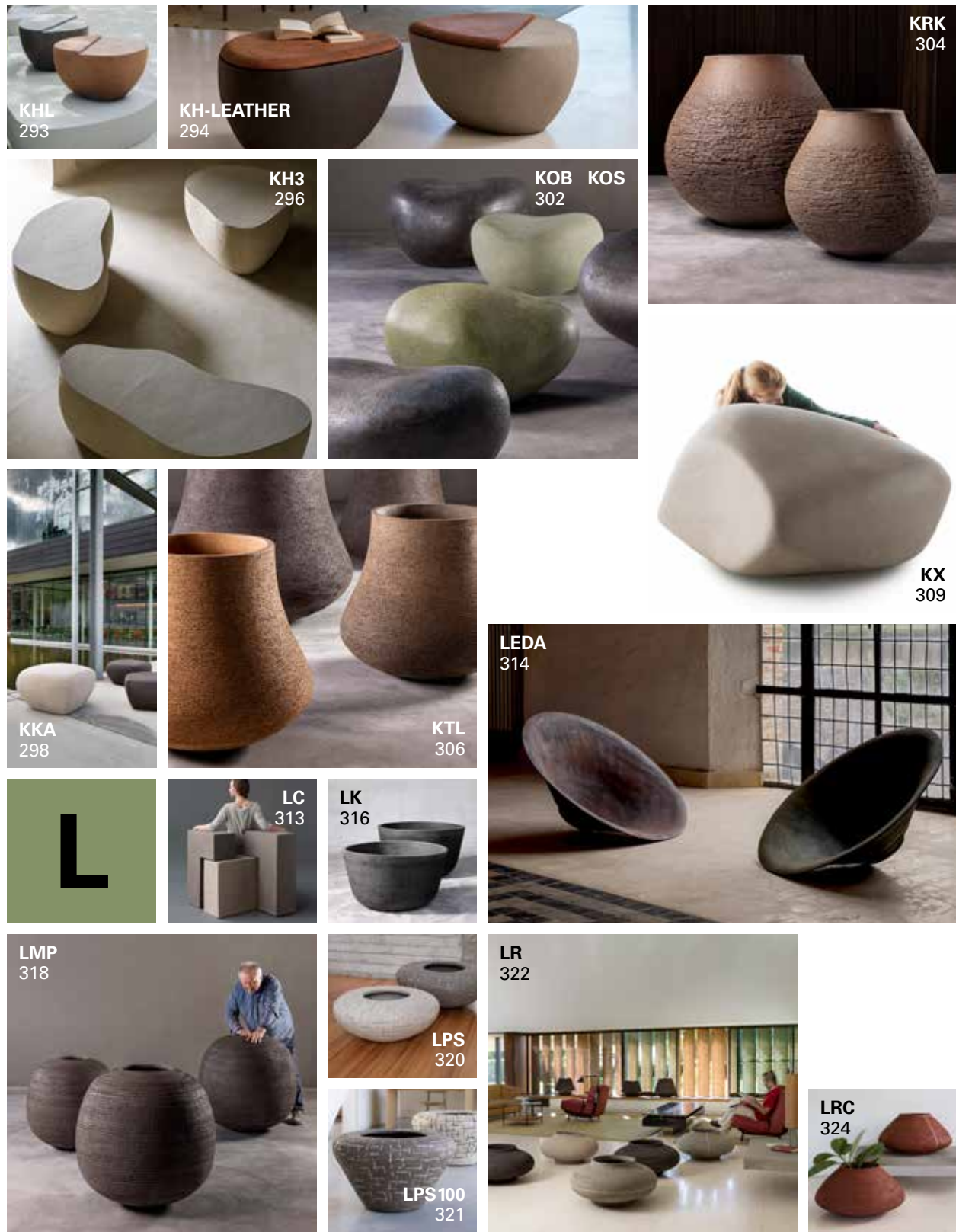


Content Collections










O



P




R



S







US
558



UZ
562



ZB
570



ZS
571



ZSL
574

Clay Labora- tories

*“Designed,
developed and
manufactured
in Belgium:
the product cycle
kept within the
boundaries of
one workshop.”*

Clay Laboratories





— Atelier Vierkant promotes clay to design. They do that in their own unique way without compromise: headstrong, as becomes the Belgians. The handcrafted creations are conquering the world and can be admired in the most exclusive locations. Belgium may be one of the smallest European countries, but despite its modest size, the innovation of its many artistic talents cannot be confined. From fashion to interior designers to top chefs, each and every one understands the art of combining design and terroir, and the results are praised the world round. Belgium has proven itself a design force to be reckoned with at the international level. ‘Made in Belgium’ has evolved into a quality label like no other. Atelier Vierkant does it with clay: clay coming from Western Europe that is transformed into unique handcrafted pots in their Belgian studio, 70 tonnes per week. How does one give clay, a centuries-old material, its own contemporary design personality? There are no standard objects here, only authentic designs of artisanal quality, design pieces with a heart and soul: made by hand, slowly and meticulously. Sleek, but never cold. Two pieces are never exactly alike. Each design that leaves the premises is entirely unique and bears the stamp of its creator.

Clay Laboratories



— Willy and Annette Janssens, the founders and designers of Atelier Vierkant, are endlessly at work in their studio, their hands immersed in clay, rooting and wrestling with this material. It is here that all their creations are born, destined to seize the world by adorning its most beautiful places: from luxurious villas to grand city hotels to exotic gardens. «Clay is our foundation and it is with that material that we begin our journey. We think with our hands and the rest follows.» In so doing Atelier Vierkant is continuously stretching its technical boundaries in order to reach results that hardly seem possible. «The clay consumes us, yet it is we who control it.» It is in that field of tension that exquisite, functional objects come to life: layered, organic and distilled. A robust and proud presence, but never shrill. Architectural, functional elements and artistic sculptures at the same time.

Clay Laboratories



— Even though the design is born in Belgium, the whole world is home for Atelier Vierkant products. The constant strive to create a context where people can connect with natural materials and benefit from a more familiar and not impersonal environment is the reason why Atelier Vierkant pots can be found in the most exclusive locations around the world, creating cohesion and continuity with the surrounding environment and ensuring a superior aesthetical experience. Just as unconventional as their monumental pots, so too is Atelier Vierkant's way of working: no agent, no importer, no adverts. Because what you do yourself, you always do better. Willy and Annette are responsible for the designing of the objects and their three sons Bert, Dries and Ward do the rest. It's an intensive way to work, but it is the only option. «This is the foundation of who we are». No impersonal offices



hermetically sealed from the work floor, but rather an impressive and lively studio that is the true beating heart of this passionate family business. Atelier Vierkant has a worldwide network of 3,000 architects and designers with whom it closely collaborates creating ad hoc, unique projects. Each collaboration is unique in itself and lead to always unexpected, surprising results: exclusive restaurants in France, luxury Hotels in Barcelona, amazing private houses in New Zealand and much more. We have built strong relationships based on trust with each of these partners. Any calls or queries are answered personally: no expensive, delaying and unnecessary in-between steps, instead just a direct, intensive and close collaboration. The price is determined by the product and the product only. We want our clients to be happy and stay happy, and that's only possible if you have control of everything yourself. We're always close by». We feel and breathe our profession which boasts on years of

Clay Laboratories



collected and collective knowledge. Therefore, Atelier Vierkant functions as a laboratory, a creative think tank and a production hall where the creative process is always on its way to produce something new and never seen before. We are above all partners; together we brainstorm, we research and carry out the entire project from scratches. It's a matter of matching our objects perfectly with the project they are designed for, both in shape and texture. It's an intense process with continuous communication via Skype, sending samples, pictures and even 3D-printed models. «The kilometres that separate us are inconsequential. We're always close by, whether our client lives and works in Dubai, Singapore or Los Angeles. If an architect or designer rings us, we can let them know right then and there that their pots are just being rolled into the oven. That creates trust.» At the moment, Atelier Vierkant can count on three fully operative workshops. In fact, a new third plant is fully working



Clay Laboratories

and it is now ready to increase the number of pots produced daily and to offer clients even more choice from stock.

— Such expansion is implemented accordingly to the impressive, increasing growth rate that Atelier Vierkant has been experiencing during the last decade. There, a worker stands on the top of a wooden crate, bent over to reach and shape the insides of a mould; another artisan, tool in hand, etches deep ridges onto the surface of a round planter, with hands poured in creamy clay; yet another is busy with rolling out of the oven warm, finished vessels. This is the place where, in fact, clay is transformed from raw material into a finished product with dedication and by hand: clay is pressed, shaped, molded into pots and then fired. Once the clay has adapted to the shape of the mold, the drying process begins: pots are placed under air-blowing pipes, so that the clay can partially release the water trapped in its particles. This process lasts several days in order to let clay



dry and become harder. The pots are now ready to be finished and decorated with engravings and textures by the hands of the artisans working in the atelier, before undergoing the second drying process in apposite drying rooms. After several days in the drying rooms, the pots are fired at 1200°C in special ovens and the clay turns into a permanent shape and cannot be altered anymore. Thanks to the high firing temperatures clay will withstand harsh weather conditions such as frost and heat, becoming suitable both for indoor and outdoor use. The pots are now ready to be packed and shipped worldwide with different means of transport, according to the destination: truck, sea freight or air freight.

— Each passage, every process is made inside the facilities of Atelier Vierkant, without depending on any relocation and offshoring process. This means that the production cycle is literally kept short, as it takes place in one single location,



being sustainable and allowing the full traceability of the product. Moreover, this allows people who work in the Atelier to have deep and complete understanding of production and supply chain process, being more aware of the value-adding aspects characterizing our pots.

— Besides the three workshop plants, Atelier Vierkant showroom offers both private and professional clients the opportunity to see, touch and feel the vast array of models Atelier Vierkant boasts on. The different shapes, colors and structures displayed are able to inspire clients and offer new, different perspectives on projects, putting sometimes in question the already existing plans and opening their creative minds to new ideas. This is the right place where to get inspired by the unique aura emanating from natural clay.

Clay Laboratories

Collection



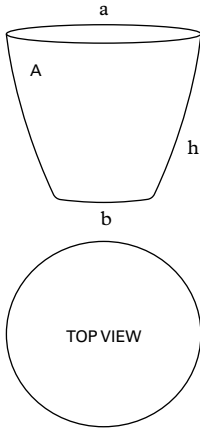
A

For the top terraces of the Bohemia Hotel on Playa del Inglés, Tenerife, Spanish landscape architect Luis Vallejo selected A80 vases in black anthracite planted with palm trees.

While in London’s St Pancras urban development, larger A80 and A120 models are put along Stable Street, to create a green walk way from Granary to Lewis Cubitt Square.




	a	b	h	w	m³
A40	47cm	23cm	40cm	20kg	27,5l
A50	56cm	25cm	49cm	30kg	52l
A60	70cm	35cm	60cm	40kg	108,5l
A70	75cm	40cm	70cm	55kg	150,5l
A80	88cm	48cm	81cm	70kg	246,1l
A90	99cm	53cm	91cm	100kg	398,9l
A100	110cm	58cm	101cm	135kg	526l
A110	120cm	62cm	110cm	180kg	704l
A120	130cm	70cm	120cm	200kg	880l
A40	18,5"	9"	15,7"	45lbs	7,3gal
A50	22"	9,8"	19,3"	65lbs	13,7gal
A60	27,5"	13,8"	23,6"	90lbs	28,7gal
A70	29,5"	15,7"	27,5"	120lbs	39,8gal
A80	34,6"	18,9"	31,9"	155lbs	65gal
A90	39"	20,9"	35,8"	220lbs	105,4gal
A100	43,3"	22,8"	39,8"	297lbs	139gal
A110	47,2"	24,4"	43,3"	396lbs	186gal
A120	51,2"	27,6"	47,2"	440lbs	232,4gal





In and around the *Philosophia*, the bar at Barcelona's Sofia Hotel, groups of A vases at different heights and in various grey shades, planted with *Myrtus communis*, *Westringia fruticosa*, *Verbena bonariensis*, *Metrosideros excelsa* and *Acer campestre*, create intimate spaces on the terrace for guests enjoying a coffee in the early morning sunlight.






A80

A120

For King's Cross, Dan Pearson landscape architects positioned small groups of A planters a long Stable Street in order to create islands that guideline the visitor from one shop or restaurant to another. The more attractive the different areas are, the bigger the interaction between people becomes.



A120 and A80 vessels along the Laagte Kadijk, in front of former brewery Stout & Co, transformed into Delva Landscape Design practice and stylish B&B.



A60 and A50 in grey taupe color at Sagg Pond residences, Long Island, NY

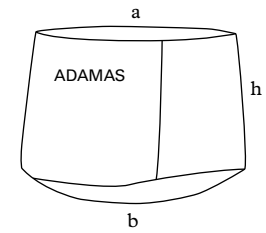
Bruges is a fantastically beautiful old town — a Flemish Venice with quiet canals, old cathedrals and Renaissance masterpieces. The College of Europe, the main incubator of future servants for the different European Union institutions, is situated here. On the streets, aside from tourists, one will see far less non-European faces than in the average European city. Perhaps the most apt symbol for contemporary Europe are the famously peaceful and picturesque *béguinage* in Bruges, which are home to women, mostly elderly ones, who spend time in self-reflection without being disturbed by the outside world. In the centre, close to the historical Markt and Burg square, 13 architects curated this walled courtyard of a neo-classical building dated from the Dutch period early 19th century. They used Flemish bricks for the flooring and positioned two large Nordic white A-vessels planted with *Acer palmatum*, *Erigeron karvinskianus*, *Asplenium trichomanes* and *Polystichum setiferum*.



ADAMAS



	a	b	h	w
ADAMAS 50	69cm	78cm	54cm	60kg
ADAMAS 60	82cm	87,5cm	64cm	70kg
ADAMAS 70	94cm	97,5cm	73cm	80kg
ADAMAS 50	27,2"	30,7"	21,3"	154lbs
ADAMAS 60	32,3"	34,4"	25,2"	154lbs
ADAMAS 70	37"	39,5"	28,7"	176lbs

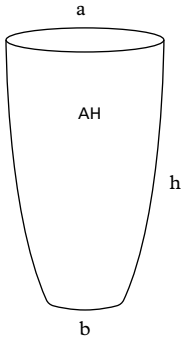


ADAMAS





	a	b	h	w	m³
AH50	29cm	17cm	49cm	15kg	14l
AH65	37cm	20cm	64cm	20kg	30l
AH90	42cm	26cm	90cm	35kg	75l
AH130	72cm	34cm	127cm	90kg	250l
AH140	60cm	45cm	140cm	90kg	286l
AH180	88cm	53cm	180cm	150kg	515l
AH220	100cm	65cm	226cm	250kg	700l
AH50	11,4"	6,7"	19,3"	35lbs	3,7gal
AH65	14,6"	7,9"	25,2"	45lbs	7,9gal
AH90	16,5"	10,2"	35,4"	77lbs	19,8gal
AH130	28,3"	13,4"	50"	200lbs	66gal
AH140	23,6"	17,7"	55,1"	200lbs	75,6gal
AH180	34,6"	20,8"	70,8"	330lbs	136gal
AH220	39,3"	25,5"	88,9"	551lbs	185gal



AH90 Grey at Postfinance,
Bern, Switzerland



Since more than hundred years Gstaad is well known for exclusive Mountain holidays and a relaxed life style. Refined music, wine and mountain gastronomy lie at the heart of Gstaad society.

Artisans retain traditional skills while farmers live off the pastures just like their fore-fathers. Such elegant authenticity was what drew pioneering sport enthusiasts to the region all those years ago.

Now it is the turn of The Alpina to define an era while celebrating the vibrant core of Saanenland culture. For the terraces outside and around the swimming pools, HBA chose A80 and AH90 vases in black anthracite clay planted with multi-color geranium flowers.

AH90



AH130 Private Villa,
Palm Springs, CA

AH130



AH220



AH220



Archipel, Paris, Viguier Associates

AH220 in black,
New Zebra, Ghent





Hotel Marignan Paris five star is ideally located at 12 Rue de Marignan, a quiet street in the 8th Arrondissement, which connects the Champs-Elysees and the Avenue Montaigne, Mecca of Parisian shopping, in the center of the famous 'Triangle d'Or' of Paris. As the hotel sits only steps away from the Grand Palais as well as from many prestigious art galleries, its address has a natural association with both art and culture. The interior architect Pierre Yovanovitch, icon of New French Style, transformed the Hotel Marignan Paris into an island of contemporary luxury, a serene and confidential stop in the heart of the capital. For the entrance, the owners of the hotel have opted for black anthracite AHS and CBH vases, and some smaller ZB seats along the façade.

CBH180

AHS220

AHC

AHC	a	b	h	w
AHC	62cm	34cm	136cm	90kg
AHC	24,4"	13,4"	53,5"	200lbs



R/Z21/V5



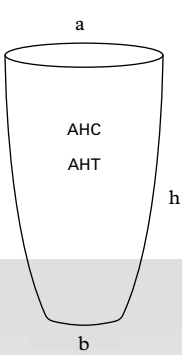
W/C14



G/C14

AHT

AHT	a	b	h	w
AHT	62cm	34cm	136cm	90kg
AHT	24,4"	13,4"	53,5"	200lbs



AHT140
Z/R (NEG)

AHT140
W/C (POS) HALF



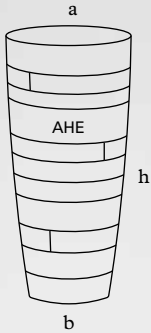
AHT140
G/C (POS)



AHT140
W/C (NEG)

AHE

	a	b	h	w
AHE90	42cm	26cm	90cm	90kg
AHE90	16,5"	10,2"	35,4"	77lbs



G/Z21

G/R12

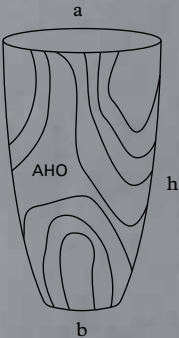


W/G19

Z/R12

AHO

	a	b	h	w	m³
AHO90	42cm	26cm	90cm	40kg	75l
AHO140	60cm	45cm	140cm	100kg	286l
AHO90	16,5"	10,2"	35,4"	88lbs	19,8gal
AHO140	23,6"	17,7"	55,1"	220lbs	75,6gal

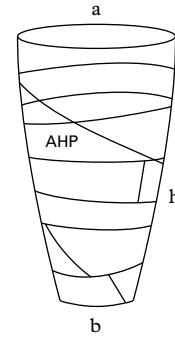




Msheireb, Doha, Burton Studio

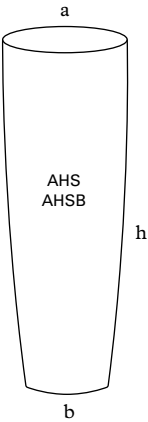
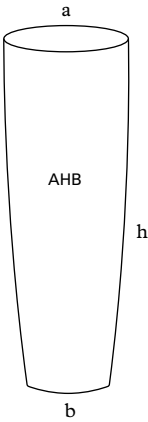
	a	b	h	w
AHP90	70cm	35cm	97cm	90kg
AHP130	73cm	35cm	127cm	120kg
AHP90	27,6"	13,8"	38,2"	200lbs
AHP130	28,7"	13,8"	50"	265lbs

AHP



AHB180 AHB220

	a	b	h	w
AHB180	61cm	42cm	180cm	200kg
AHB220	70cm	50cm	220cm	300kg
AHB180	24"	16,5"	70,8"	440lbs
AHB220	27,5"	19,6"	86,6"	661lbs



	a	b	h	w
AHS180	61cm	42cm	180cm	200kg
AHS220	70cm	50cm	220cm	300kg
AHS180	24"	16,5"	70,8"	440lbs
AHS220	27,5"	19,6"	86,6"	661lbs

AHS180 AHS220





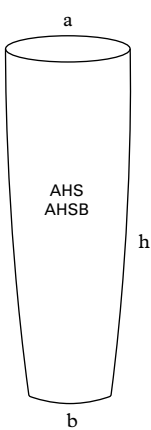
Departure Hall,
Zurich Airport

AHS180

AHS220

AHT

AHS



	a	b	h	w	
AHSB180		61cm	42cm	180cm	200kg
AHSB220		70cm	50cm	220cm	300kg
AHSB180		24"	16,5"	70,8"	440lbs
AHSB220		27,5"	19,6"	86,6"	661lbs

AHSB180
AHSB220

AHT140 - R/Z
(NEG)

AHS180 - Z/R
(NEG) + T16



AHSB

The bespoke Studio Piet Boon, based in Amsterdam, managed to create a tailor-made and unique interior design able to grasp the inner essence of the Strandhotel in Cadzand.

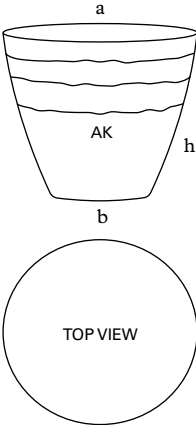
Their concept approach blends exterior, interior and styling with each project's context, culture and environment delivering outstanding quality and ensuring an excellent experience of stay.

AHSB220 are positioned at the entrance, in combination with AUS130.





	a	b	h	w	m ³
AK60	70cm	35cm	60cm	40kg	108,5l
AK70	75cm	40cm	70cm	55kg	150,5l
AK80	88cm	48cm	81cm	70kg	246,1l
AK90	99cm	53cm	91cm	100kg	398,9l
AK100	110cm	58cm	101cm	135kg	526l
AK110	120cm	62cm	110cm	180kg	704l
AK120	130cm	70cm	120cm	200kg	880l
AK60	27,5"	13,8"	23,6"	90lbs	28,7gal
AK70	29,5"	15,7"	27,5"	120lbs	39,8gal
AK80	34,6"	18,9"	31,9"	155lbs	65gal
AK90	39"	20,9"	35,8"	220lbs	105,4gal
AK100	43,3"	22,8"	39,8"	297lbs	139gal
AK110	47,2"	24,4"	43,3"	396lbs	186gal
AK120	51,2"	27,6"	47,2"	440lbs	232,4gal




Designed by Philippe Allaëys, the ALPH bench consists of volumes in clay and a wooden Iroko top structure. Available in different colors and finishes, the bench promotes itself for its variety, flexibility in lay out and endless combinations, fitting in different architectural contexts.

Custom sizes and length on demand.

ALPH-BENCH







ALPH1



ALPH2



ALPH3



ALPH4



ALPH5



ALPH6



ALPH7



ALPH8



ALPH9



ALPH10



ALPH11



ALPH12



ALPH13



ALPH14



ALPH15



ALPH16



ALPH17



ALPH18



ALPH19



ALPH20



ALPH21



ALPH22



ALPH23




ALPH24

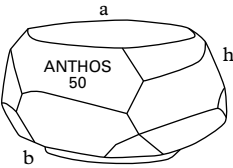
AMP



	a	b	c	h	w
AMP80	25cm	25cm	80cm	52cm	85kg
AMP110	35cm	35cm	110cm	70cm	150kg
AMP80	9,8"	9,8"	31,5"	20,5"	187lbs
AMP110	13,8"	13,8"	43,3"	27,6"	331lbs



	a	b	h	w
ANTHOS 50	81cm	102,5cm	53,5cm	110kg
ANTHOS 50	31,9"	40,2"	20,9"	242lbs




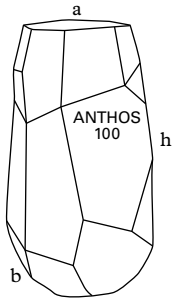
ANTHOS 50



ANTHOS 100




	a	b	h	w
ANTHOS 85	34cm	45cm	85cm	85kg
ANTHOS 100	41cm	57,5cm	104cm	90kg
ANTHOS 180	47cm	75cm	179cm	200kg
ANTHOS 85	13,4"	17,7"	33,5"	187lbs
ANTHOS 100	16,1"	22,5"	41"	198lbs
ANTHOS 180	18,5"	29,5"	70,5"	441lbs



ANTHOS 100

LEATHER OPT1



SALL31




LEATHER OPT2



COGNAC



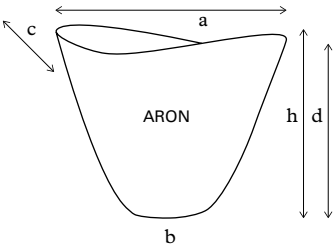
ANTHOS 100



ARON



	a	b	c	d	h	w
ARON80	108cm	35cm	85cm	73cm	81cm	80kg
ARON100	100cm	45cm	90cm	90cm	101cm	110kg
ARON80	2,5"	13,8"	33,5"	28,7"	31,9"	176lbs
ARON100	39,4"	17,7"	35,4"	35,4"	39,8"	243lbs



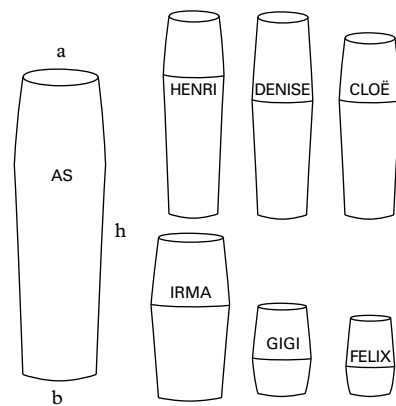


AS

Interiors vessels
and plants by
Place des Fleurs.

IRMA
WW/R12

	a	b	h	w
AS60 (Felix)	48cm	48cm	60cm	60kg
AS70 (Gigi)	60cm	60cm	70cm	60kg
AS130 (Irma)	50cm	50cm	126cm	80kg
AS150 (Cloë)	37cm	37cm	153cm	95kg
AS160 (Elio)	58cm	58cm	160cm	130kg
AS170 (Denise)	40cm	40cm	171cm	130kg
ASD170 (Henri)	45cm	45cm	171cm	130kg
AS60 (Felix)	18,9"	18,9"	23,6"	132lbs
AS70 (Gigi)	23,6"	23,6"	27,6"	132lbs
AS130 (Irma)	19,7"	19,7"	49,6"	176lbs
AS150 (Cloë)	14,6"	14,6"	60,2"	209lbs
AS160 (Elio)	22,8"	22,8"	63"	286lbs
AS170 (Denise)	15,7"	15,7"	67,3"	286lbs
ASD170 (Henri)	17,7"	17,7"	67,3"	286lbs



AS

W/Y15

W/V11



CLOË
W/G20

CLOË
WW/G20

ELIO
W/V11

HENRI
WS/V11

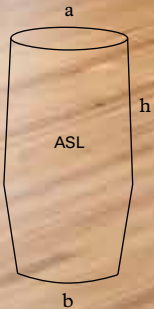
CLOË
Z/V8

DENISE
WS/BL6

CLOË
W/G20

DENISE
Z/BR24

IRMA
W/G20



ASL	a	b	c	h	w
ASL	39cm	31cm	41cm	72,5cm	40kg
	15,4"	12,2"	16,1"	28,5"	88lbs

ASL



AST

ASDT

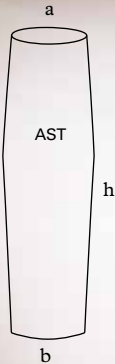


AST150
OPTION 4

AST150
OPTION 5

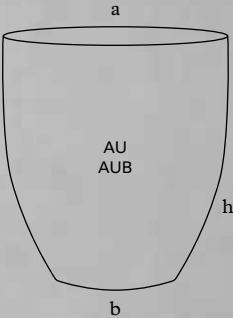
AST170
OPTION 3

	a	b	h	w
AST150 (Cloë)	37cm	37cm	153cm	95kg
AST170 (Denise)	40cm	40cm	171cm	130kg
ASDT170 (Henri)	45cm	45cm	171cm	130kg
AST150 (Cloë)	14,6"	14,6"	60,2"	209lbs
AST170 (Denise)	15,7"	15,7"	67,3"	286lbs
ASDT170 (Henri)	17,7"	17,7"	67,3"	286lbs



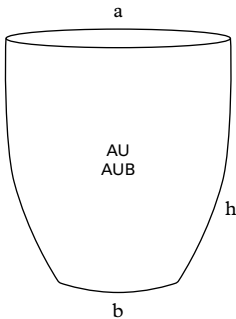
AU

	a	b	h	w	m³
AU60	54cm	28cm	60cm	35kg	60l
AU70	63cm	33cm	70cm	50kg	120l
AU80	72cm	37cm	80cm	65kg	180l
AU90	86cm	41cm	90cm	95kg	270l
AU100	90cm	45cm	100cm	150kg	380l
AU130	120cm	65cm	130cm	200kg	958l
AU180	165cm	85cm	180cm	650kg	2885l
AUX80	56cm	27cm	80cm	45kg	120l
AU60	21,3"	11"	23,6"	77,2lbs	15,8gal
AU70	24,8"	13"	27,6"	110lbs	31,7gal
AU80	28,3"	14,6"	31,5"	143,3lbs	47,5gal
AU90	33,6"	16,1"	35,4"	209lbs	71,3gal
AU100	35,4"	17,7"	39,3"	330lbs	100,3gal
AU130	47,2"	35,5"	51,1"	440lbs	253gal
AU180	64,9"	33,4"	70,8"	1430lbs	762,1gal
AUX80	22"	10,6"	31,5"	99,2lbs	31,7gal



AUB

	a	b	h	w	m³
AUB60	54cm	28cm	60cm	40kg	60l
AUB70	63cm	33cm	70cm	60kg	120l
AUB80	72cm	37cm	80cm	85kg	180l
AUB100	90cm	45cm	100cm	150kg	380l
AUB130	120cm	65cm	130cm	250kg	958,3l
AUB180	165cm	85cm	180cm	800kg	2885l
AUB60	21,3"	11"	23,6"	88lbs	15,8gal
AUB70	24,8"	13"	27,6"	132lbs	31,7gal
AUB80	28,3"	14,6"	31,5"	187lbs	47,6gal
AUB100	35,4"	17,7"	39,3"	330lbs	100,4gal
AUB130	47,2"	25,5"	51,1"	550lbs	253,2gal
AUB180	64,9"	33,4"	70,8"	1763lbs	762,1gal




Right page: As soon as clients approach Corales Suites in Adeje, Tenerife, they are captivated by the sinuous curves of its massive white contemporary-style building. White models from the AUB series are used to guide clients and staff along the wooden pavement of one of the many outdoor passages, breaking the horizontal lines of the grey walls and adding volume through use of texture and the bright white color. The sense of verticality is created by the upwards motion of *Hyophorbe lagenicaulis*.

Below: Project by Erik Van Gelder



AUB

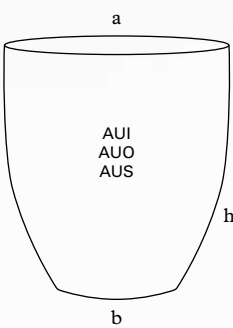


AUB180



AUI

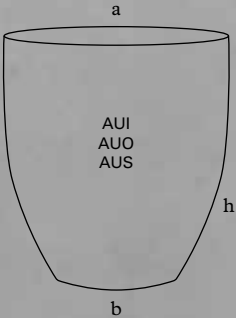
	a	b	h	w	m³
AUI80	72cm	37cm	80cm	85kg	180l
AUI100	90cm	45cm	100cm	150kg	380l
AUI130	120cm	65cm	130cm	250kg	958,3l
AUI80	28,3"	14,6"	31,5"	187lbs	47,6gal
AUI100	35,4"	17,7"	39,4"	330lbs	100,4gal
AUI130	47,2"	25,6"	51,2"	550lbs	253,2gal



AUO

AUO Series characterized by their honeycomb texture, developed and designed in dialogue with Dutch architect Osiris Hertman, is available in 3 sizes: 80, 100 and 130 height.

	a	b	h	w	m³
AUO80	72cm	37cm	80cm	65kg	180l
AUO100	90cm	45cm	100cm	150kg	380l
AUO130	120cm	65cm	130cm	250kg	958,3l
AUO80	28,3"	14,6"	31,5"	143,3lbs	47,6gal
AUO100	35,4"	17,7"	39,4"	330lbs	100,4gal
AUO130	47,2"	25,6"	51,1"	550lbs	253,2gal





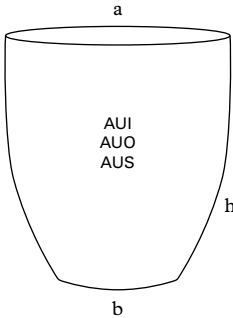
AUO100

AUS100

Bonhommes wants to convey the feeling of carefree living in the quiet, peaceful and natural surroundings of Meigem. It also dares to refer to the Latem School, which is just around the corner. The AUS100 in grey and with red accents planted with Rosmarinus Officinalis.



	a	b	h	w	m³
AUX80	56cm	27cm	80cm	45kg	120l
AUSX80	56cm	27cm	80cm	45kg	120l
AUS80	72cm	37cm	80cm	65kg	180l
AUS100	90cm	45cm	100cm	150kg	380l
AUS180	165cm	85cm	180cm	800kg	2885l
AUX80	22"	10,6"	31,5"	99,2lbs	31,7gal
AUSX80	22"	10,6"	31,5"	99,2lbs	31,7gal
AUS80	28,3"	14,6"	31,5"	143,3lbs	47,6gal
AUS100	35,4"	17,7"	39,3"	330lbs	100,4gal
AUS180	64,9"	33,4"	70,8"	1763lbs	762,1gal



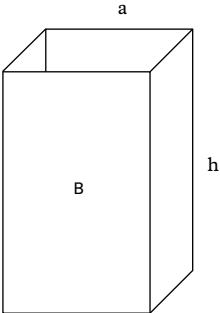
HQ Erste Bank,
Vienna



AUS80R/W22



	a	c	h	w	m ³
B2080	20cm	20cm	80cm	20kg	16l
B20100	20cm	20cm	100cm	25kg	21l
B20120	20cm	20cm	120cm	30kg	25l
B2080	7,9"	7,9"	31,5"	45lbs	4,2gal
B20100	7,9"	7,9"	39,4"	55lbs	5,5gal
B20120	7,9"	7,9"	47,2"	65lbs	6,6gal

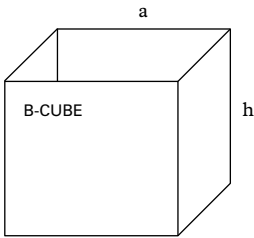


B20120
Unipol, Bologna,
Frassinago



B-CUBE

	a	h	w	m ³
B3030	30cm	30cm	15kg	19l
B4040	40cm	40cm	20kg	37l
B5050	50cm	50cm	50kg	81l
B6060	60cm	60cm	70kg	152l
B6565	65cm	65cm	78kg	198l
B7070	70cm	70cm	85kg	254l
B8060	80cm	60cm	85kg	282l
B3030	11,8"	11,8"	35lbs	5gal
B4040	15,7"	15,7"	45lbs	9,8gal
B5050	19,7"	19,7"	110lbs	21,4gal
B6060	23,6"	23,6"	155lbs	40,2gal
B6565	25,6"	25,6"	173lbs	52,3gal
B7070	27,6"	27,6"	190lbs	67,1gal
B8060	31,5"	23,6"	190lbs	74,5gal




B8060 black planted
with kentia palm.
Sofia Hotel, Barcelona

B-CUBE

Located in Square Edouard VII (Paris 9ème), the project designed by Gabriel Rochard is part of the renovation of prestigious office buildings. The building has undergone a joint renovation of its interior and exterior spaces, with the aim of offering employees and visitors a pleasant living environment, allowing them to reconnect with nature and pursue an exchange in an informal, selective and stimulating manner.

On the second floor, a terrace exposed to half-shade hosts square pots arranged in a rhythmic and sinuous diagonal that marks the separation between the companies located on either side. Subtropical under – growth has been planted here, with a focus on foliage and fragrances.

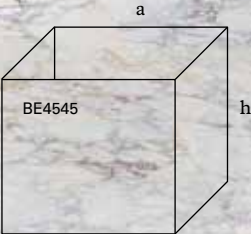


BE4545

option 1
Black anthracite cube
with gold-copper
surface engobe color
accent




	a	h	w
BE4545	45cm	45cm	40kg
BE4545	17,7"	17,7"	88lbs



BE4545

option 2
Black anthracite cube with
white, gold and brown
surface engobe pattern





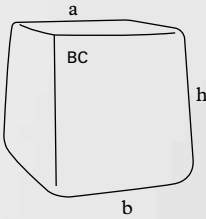
BE4545

OPTION 3
Black anthracite twin cubes
with gold and copper
surface color pattern





BC

	a	b	h	w	m³
BC40	45cm	50cm	44cm	35kg	75l
BC50	55cm	60cm	53cm	50kg	141l
BC100	87cm	95cm	83cm	125kg	315l
BC40	17,7"	19,7"	17,3"	77lbs	19,8gal
BC50	21,6"	23,6"	20,8"	110lbs	37,2gal
BC100	34,3"	37,4"	32,7"	276lbs	83,2gal



Pflegezentrum Witikon,
Hydroplant

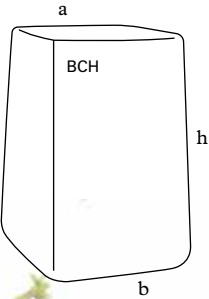




BC50 black and
BCH90 white
Echelon Towers,
Singapore

BCH

	a	b	h	w	m ³
BCH90	55cm	60cm	90cm	75kg	225l
BCH90	21,6"	23,6"	35,4"	165lbs	59,4gal



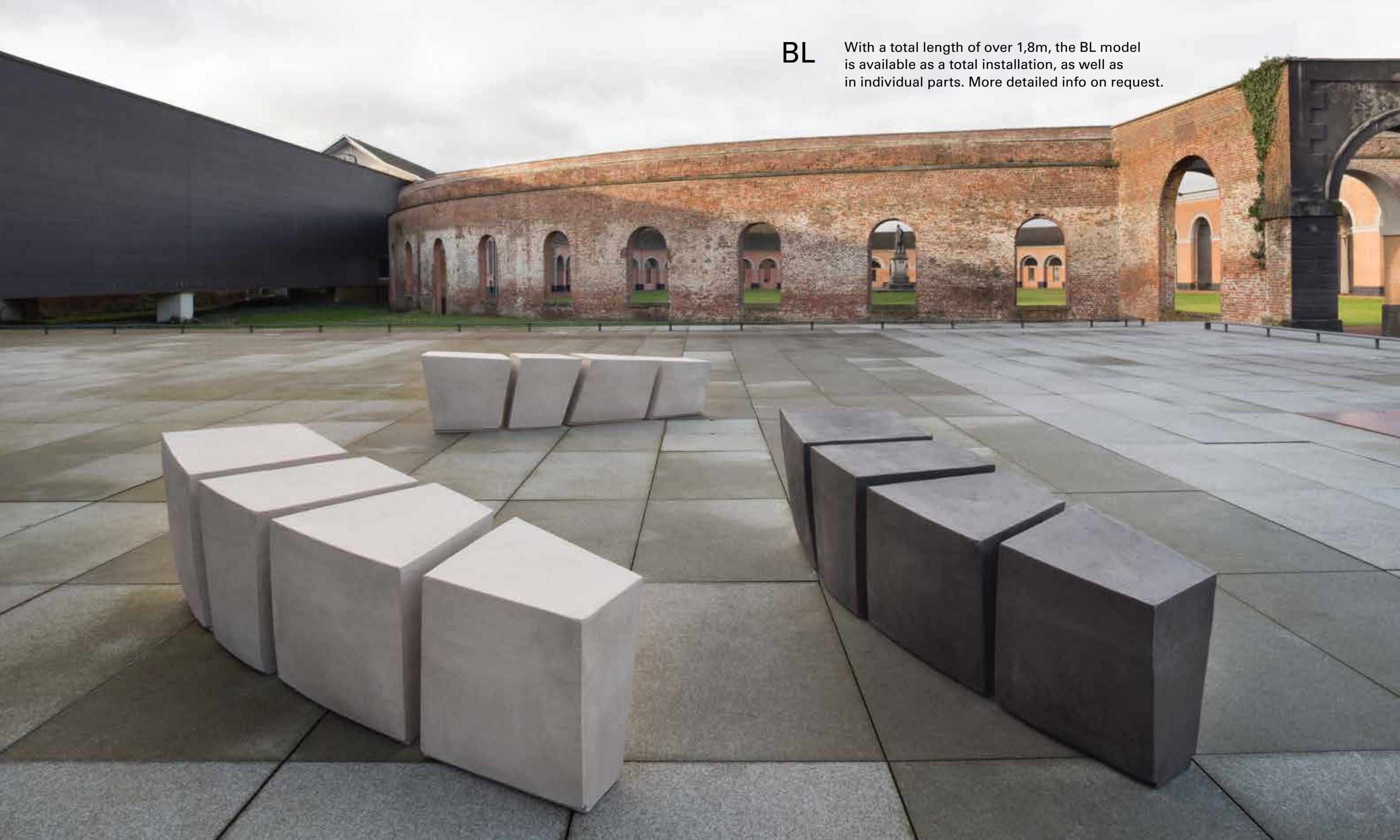
The owners of a holiday home on a Greek island wanted an interior design that did justice to the rough, Mediterranean hills of the island. Wolterinck interpreted this into a design with pure and raw materials, rich in texture and earthy tints. The house itself, built 25 years ago as a third holiday home on the island, leant this way too, with its sober, uneven floors and rough natural stone walls.

Wolterinck introduced furniture made from untreated wood, dark rugs and pieces of art whose shapes, patterns and colors appear wild and picturesque. The lie of the house in the shelter of the rocky slope, looking out of the infinite azure blue sea enticed Wolterinck to make grand gestures: ceramic planters, robust lamps and spacious seating on the patio with austere steel mirrors on the walls. The reflections of the sky and the sea give color, the cool outside light stands out against the dark grey stones.



BL

With a total length of over 1,8m, the BL model is available as a total installation, as well as in individual parts. More detailed info on request.



Decidedly global in its outlook, the modern metropolis of Singapore has kept a foot firmly rooted in tradition. Today quaint colonial-era shophouses sit alongside shimmering skyscrapers; temples, mosques and churches share the same streets; and open-air food courts sell tasty and authentic fare just footsteps from fine dining establishments. Singapore continues to defy expectations.

The Link Bridge Gallery, between Four Seasons and Hilton Hotel, offers room for temporary art installations. In this setting, the BL180 is presented with lush green at the background.



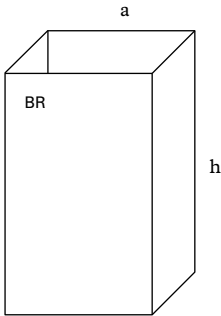


For the decoration for the historic Piazza delle Erbe at Riva del Garda, Frizzi Giardinieri selected the BL bench in white beige finish with centered O90 planted with *Pittosporum*.



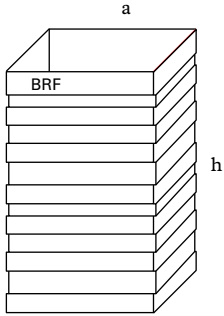
BR

	a	c	h	w	m³
BR55	45cm	25cm	55cm	30kg	36l
BR80	50cm	30cm	80cm	50kg	80l
BR100	50cm	30cm	100cm	60kg	102l
BR120	50cm	30cm	120cm	70kg	124l
BR55	17,2"	9,8"	21,6"	65lbs	9,5gal
BR80	19,7"	11,8"	31,5"	110lbs	21,1gal
BR100	19,7"	11,8"	39,4"	135lbs	26,9gal
BR120	19,7"	11,8"	47,2"	155lbs	32,8gal



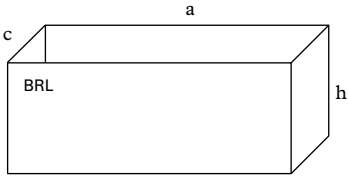
BRF

	a	c	h	w	m³
BRF100	50cm	35cm	100cm	100kg	122l
BRF120	50cm	35cm	120cm	115kg	150l
BRF100	19,7"	13,8"	39,4"	220lbs	32,2gal
BRF120	19,7"	13,8"	47,2"	255lbs	39,6gal



BRL

	a	c	h	w	m³
BRL6040	60cm	30cm	40cm	40kg	42l
BRL6060	60cm	30cm	60cm	45kg	69l
BRL6080	60cm	30cm	80cm	55kg	97l
BRL8040	80cm	30cm	40cm	50kg	57l
BRL8060	80cm	30cm	60cm	75kg	94l
BRL8080	80cm	30cm	80cm	85kg	132l
BRL10040	100cm	30cm	40cm	65kg	72l
BRL10060	100cm	30cm	60cm	85kg	109l
BRL10080	100cm	30cm	80cm	105kg	167l
BRL6040	23,6"	11,8"	15,7"	90lbs	11gal
BRL6060	23,6"	11,8"	23,6"	100lbs	18,2gal
BRL6080	23,6"	11,8"	31,5"	120lbs	25,6gal
BRL8040	31,5"	11,8"	15,7"	110lbs	15gal
BRL8060	31,5"	11,8"	23,6"	165lbs	24,8gal
BRL8080	31,5"	11,8"	31,5"	185lbs	34,9gal
BRL10040	39,4"	11,8"	15,7"	145lbs	19gal
BRL10060	39,4"	11,8"	23,6"	190lbs	28,8gal
BRL10080	39,4"	11,8"	31,5"	230lbs	44,1gal



Esprit
Flagshipstore,
Düsseldorf



BRL10060 white
Klésia, Paris

BRL

BRL8060
extra white
Malibu, CA

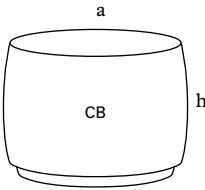




Huis Van Oorddegem,
Belgium

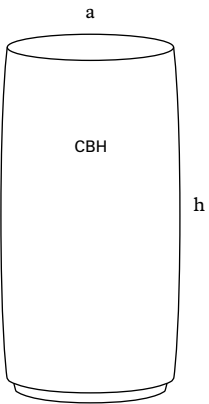
CB

	a	h	w
CB50	53cm	41cm	35kg
CB70	72cm	56cm	75kg
CB100	100cm	70cm	150kg
CB50	20,9"	16,1"	77lbs
CB70	28,4"	22"	165lbs
CB100	39,4"	27,6"	330lbs





	a	h	w
CBH80	32cm	80cm	40kg
CBH100	38cm	100cm	65kg
CBH180	55cm	180cm	150kg
CBH52100	52cm	100cm	65kg
CBH80	13,8"	31,5"	88lbs
CBH100	14,9"	39,4"	143lbs
CBH52100	20,5"	39,4"	143lbs
CBH180	21,6"	70,8"	330lbs



CBH



At Relais San Vigilio, landscape architect Katuscia Ratta displayed a series of CBH100 in grey taupe finish to create different spaces in the breakfast area.



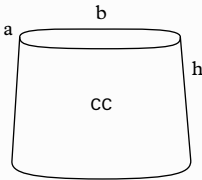


Beefcut, Paris,
Place des Fleurs

CBH180

CC

	a	b	h	w	m ³
CC50	13cm	38cm	52cm	10kg	16,5l
CC50	5,1"	15"	20,5"	22lbs	43,6gal



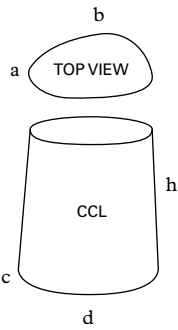
CC50





CCL

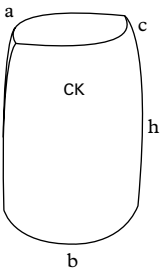
	a	b	c	d	h	w
CCL50	23,5cm	40cm	27,5cm	47,5cm	54cm	30kg
CCL50	9,1"	15,7"	10,8"	18,7"	22,6"	66lbs





CK

	a	c	b	h	w
CK60	41cm	30cm	45cm	60cm	30kg
CKB60	41cm	30cm	45cm	60cm	30kg
CK80	56cm	42cm	61cm	82cm	60kg
CKB80	56cm	42cm	61cm	82cm	60kg
CK60	16,1"	11,8"	17,7"	23,6"	66,1lbs
CKB60	16,1"	11,8"	17,7"	23,6"	66,1lbs
CK80	22"	16,5"	24"	32,3"	132,2lbs
CKB80	22"	16,5"	24"	32,3"	132,2lbs



CKB

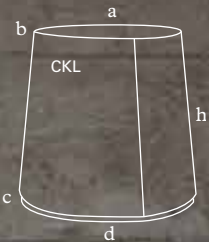
CK has a standard texture T0
CKB has a rougher texture T1



CKB80

CKL

CKL35	a	b	c	d	h	w
CKL35	29cm	23cm	36cm	34cm	34cm	15kg
	11,4"	9"	14,2"	13,4"	13,4"	33lbs



OPTION 1



OPTION 2

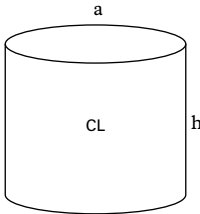


OPTION 3



CL

	a	h	w	m ³
CL35	35cm	35cm	20kg	18l
CL40	40cm	40cm	25kg	30l
CL50	50cm	50cm	30kg	66l
CLL50	50cm	21cm	25kg	26l
CL60*	60cm	65cm	50kg	135l
CL70	70cm	70cm	60kg	205l
CL80	80cm	45cm	70kg	158l
CL100	100cm	70cm	110kg	434l
CL35	13,8"	13,8"	44lbs	4,6gal
CL40	15,7"	15,7"	00lbs	7,9gal
CL50	19,7"	19,7"	65lbs	17,4gal
CLL50	19,7"	8,2"	55lbs	6,9gal
CL60*	23,6"	25,6"	110lbs	35,7gal
CL70	27,6"	27,6"	132lbs	54,2gal
CL80	31,5"	17,7"	155lbs	41,7gal
CL100	39,4"	27,6"	242lbs	114,7gal



CL

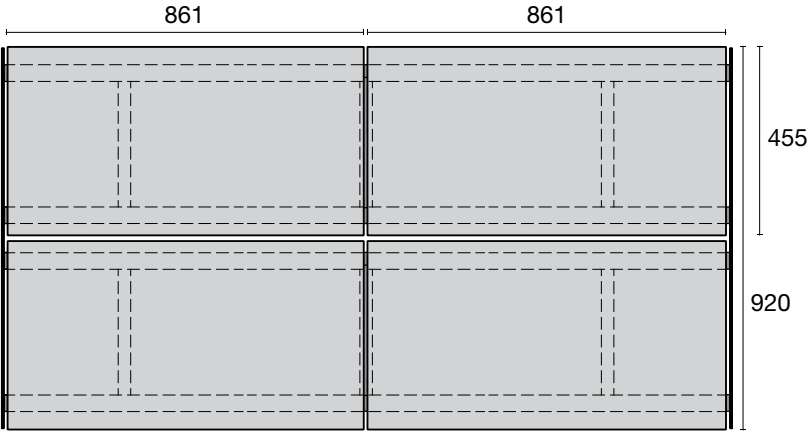
CL



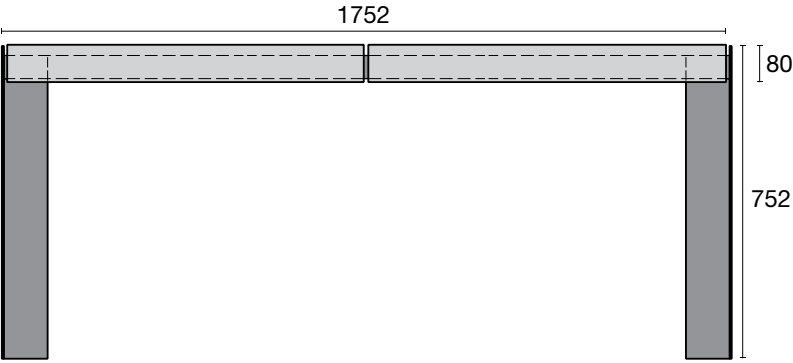
CL



CLAY TABLE
SMALL
1.8 METER



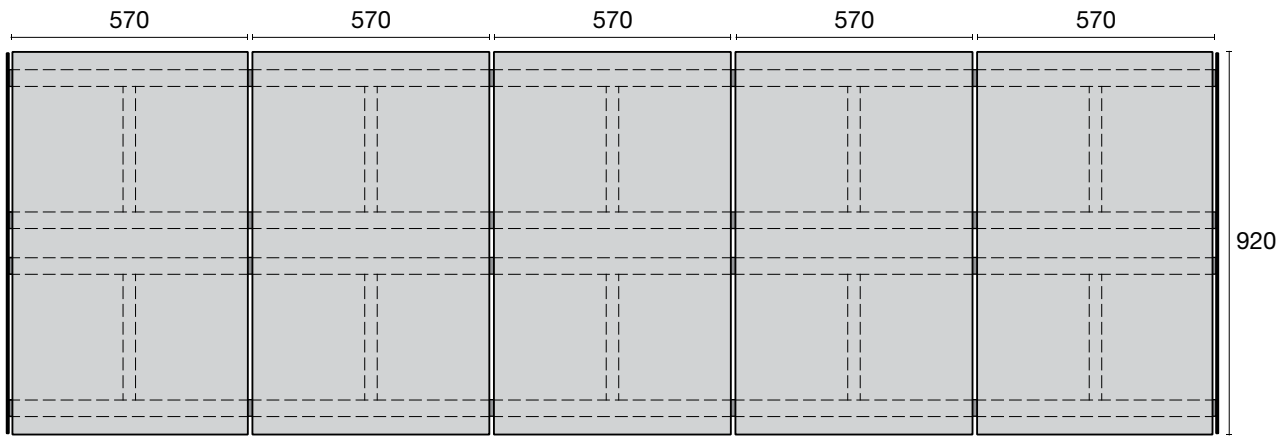
Top view



Side view



CLAY TABLE
LARGE
3 METER



Top view

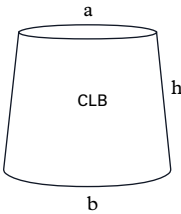


Side view



CLB

	a	b	h	w
CLB60	56cm	66cm	59,5cm	85kg
CLB60	22"	26"	23,4"	187lbs

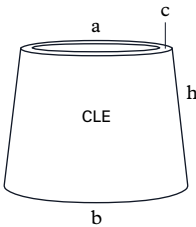


OPTION 2

OPTION 1

CLE

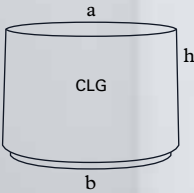
	a	b	c	h	w
CLE30	28,5cm	40cm	5cm	28cm	20kg
CLE50	49cm	58cm	5cm	34cm	65kg
CLE60	60cm	65cm	6cm	51,5cm	90kg
CLE30	11,2"	15,7"	2"	11"	44lbs
CLE50	19,3"	22"	2"	13,4"	143,3lbs
CLE60	23,9"	25,6"	2,,4"	20,3"	198,4lbs





CLG

	a	b	h	w	m ³
CLG	60cm	63cm	53cm	65kg	113l
CLG70	70cm	60cm	57cm	75kg	200l
CLG100	100cm	90cm	80cm	110kg	434l
CLG	23,6"	24,8"	20,9"	143lbs	29,9gal
CLG70	27,6"	23,6"	22,4"	165lbs	52,8gal
CLG100	39,4"	35,4"	31,5"	243lbs	114,7gal



CLG60R/V8/GLAZE

CLG60R/Z21/GLAZE



CLG

CLG60G/V11/GLAZE

CLG60W/G20/GLAZE



CLG

CLG60C/W17/HALF GLAZE

CLG60W17/C/HALF GLAZE

Design Oostende is known for its range of designer furniture from top brands such as B&B Italia, Knoll, Cassina and Vitra. But art gets an important place at DOK. “Art and interior complement each other. A painting or sculpture gives personality to an interior. Behind every work is a fascinating idea or story, just like behind the design classics. We work together with established names such as Raveel, Alechinsky and Panamarenko, but also with emerging talent. Each season, an artist also takes centre stage. The old maritime site where we are located with DOK already has a lot of art to offer. Think of the street art of The Crystal Ship and pieces of the Berlin Wall. Locatelli's work therefore fits in perfectly.”

CLG



CLG



CLG





W/WS

W/G

Z/WS

W/WS

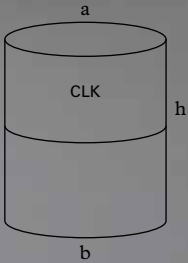
W/Z

Z/G

CLK

	a	h	w
CLK60	60cm	65cm	50kg
CLK80	80cm	45cm	70kg
CLK60	23,6"	25,6"	110lbs
CLK80	31,5"	17,7"	155lbs

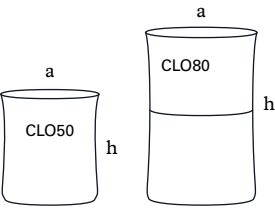
*Only standard
colours possible.*





CLO50

	a	b	h	w
CLO50	46cm	43cm	50cm	40kg
CLO80	57cm	51cm	80cm	60kg
CLO50	18,1"	16,9"	19,9"	88lbs
CLO80	22,4"	20"	31,5"	132lbs



CLO80



CLO50 is monochrome,
CLO80 can be done in two colors



CLO

CLO50 and CLO80 series at
RHS Flower Show, planted
with *Sarracenia x corteii* 'Clare Soper'

CLT

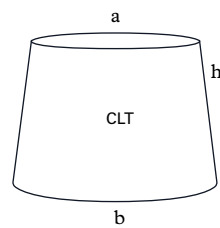


W/V11

W16/W


	a	b	h	w	m ³
CLT55	42cm	56cm	52cm	35kg	65l
CLT80	69cm	82cm	52cm	65kg	185l
CLT55	16,5"	22"	20,4"	77,2lbs	17,2gal
CLT80	27"	32,2"	20,4"	143,3lbs	48,9gal

With coloured engobe accents, the new trapezium shaped CLT vessels with their horizontal strict lines give counterweight to verticality of modern architecture.



COP

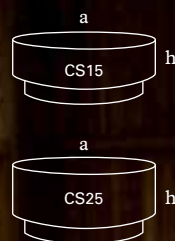
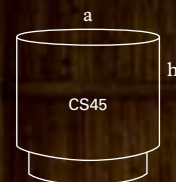
	a	b	c	d	h	w
COP40	42cm	47cm	47cm	37cm	36cm	30kg
COP60	60cm	54cm	43cm	53cm	49,5cm	61kg
COP40	16,5"	18,5"	18,5"	14,6"	14,2"	66lbs
COP60	23,6"	21,3"	14,2"	16,9"	19,5"	135lbs



COP60

CS

	a	h	w
CS10	44cm	10cm	5kg
CS15	44cm	15cm	5kg
CSD15	44cm	15cm	15kg
CS25	44cm	25cm	15kg
CS45	45cm	45cm	15kg
CS55	45cm	55cm	20kg
CS60	28cm	60cm	15kg
CS10	17,3"	3,9"	11lbs
CS15	17,3"	5,9"	11lbs
CSD15	17,3"	5,9"	33lbs
CS25	17,3"	9,8"	33lbs
CS45	17,7"	17,7"	33lbs
CS55	17,7"	21,7"	44lbs
CS60	11,2"	23,6"	33lbs



CS55V11 - Z

CS55Z - V11

CS45Z21 - W

CS45W - R12

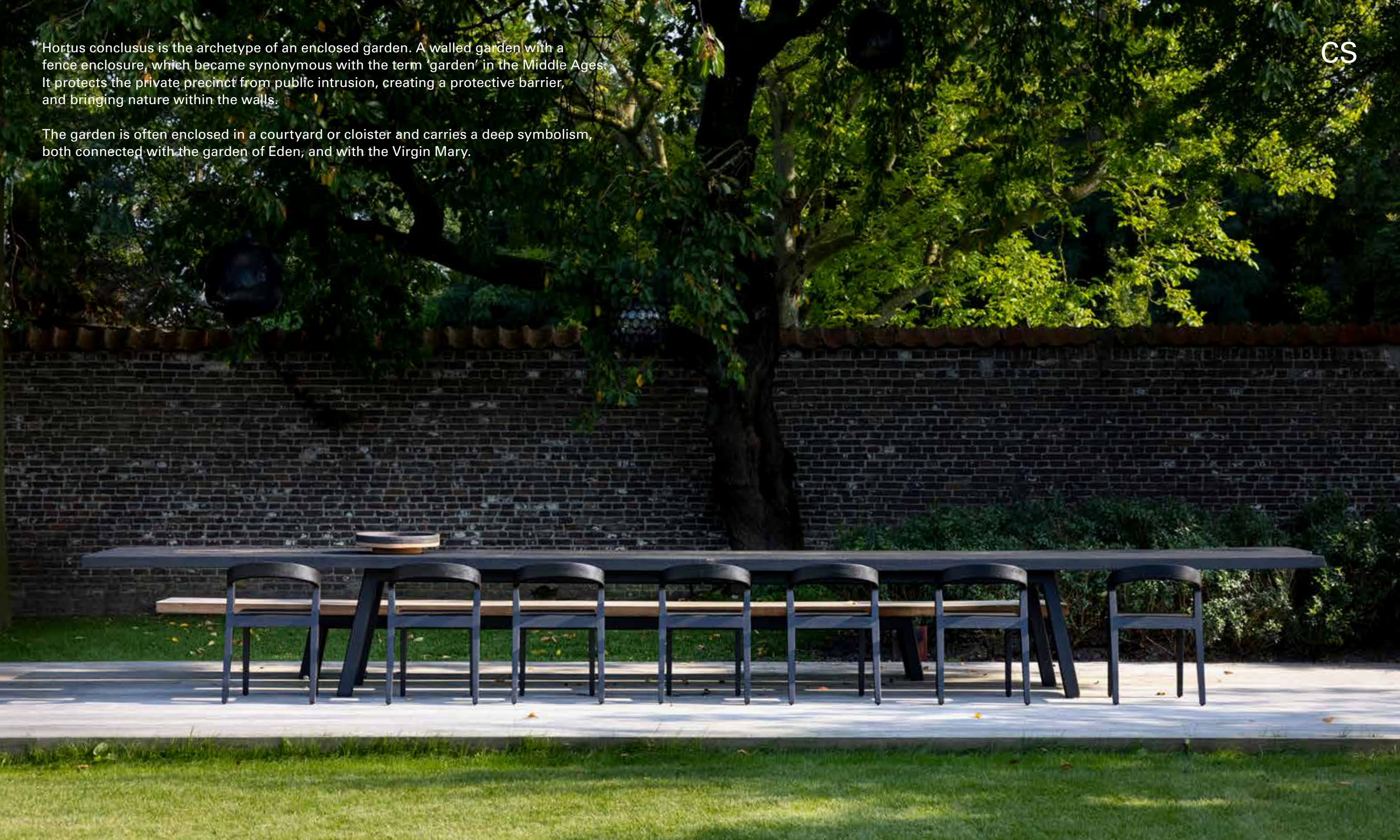
CS45R12 - W

CS45R - V11

CS

Hortus conclusus is the archetype of an enclosed garden. A walled garden with a fence enclosure, which became synonymous with the term 'garden' in the Middle Ages. It protects the private precinct from public intrusion, creating a protective barrier, and bringing nature within the walls.

The garden is often enclosed in a courtyard or cloister and carries a deep symbolism, both connected with the garden of Eden, and with the Virgin Mary.





CSD15C - W

CS25 - OPTION 5

CS10V11/Z

CS



CS25

OPTION 3

OPTION 2

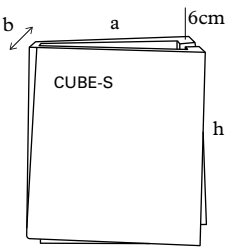
OPTION 1

OPTION 4

CSD



	a	b	h	w
CUBE-S75	65cm	65cm	74cm	100kg
CUBE-S85	65cm	65cm	84cm	130kg
CUBE-SR65	94cm	44cm	66cm	100kg
CUBE-S75	25,6"	25,6"	29,1"	220lbs
CUBE-S85	25,6"	25,6"	33,1"	287lbs
CUBE-SR65	37"	17,3"	26"	220lbs



CUBE-S



DCE



DCE70 - G/G20



DCE50 - WW/G19

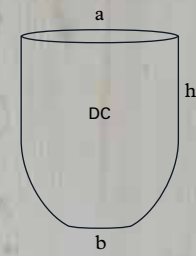


DCE50
WS/W16





	a	b	h	w
DC25	23,5cm	9,5cm	32cm	6kg
DC30	28cm	13cm	32cm	8kg
DC50	33cm	19cm	52cm	20kg
DC70	51cm	24cm	70cm	35kg
DC100	66cm	35cm	91cm	80kg
DC25	9,3"	3,7"	12,6"	13,2lbs
DC30	11"	5,1"	12,6"	17,6lbs
DC50	12,9"	7,4"	20,4"	44lbs
DC70	20,1"	9,4"	27,5"	77lbs
DC100	26"	13,8"	35,8"	176lbs



DC

DC50 - WS/BL2




DC50 - BL
FULLTEXTURE



DC50 - BL/W17

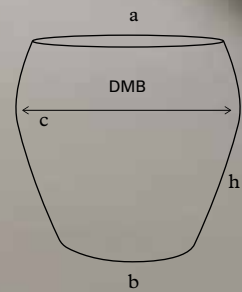




DM DMB

DM (left) has a standard texture T0.
DMB80 (right) has texture T8.

DM



	a	b	c	h	w	m³
DM80	69cm	47cm	80cm	77cm	70kg	235l
DMB80	69cm	47cm	80cm	77cm	90kg	235l
DM80	27,1"	18,5"	31,5"	30,3"	154lbs	62,1gal
DMB80	27,1"	18,5"	31,5"	30,3"	198lbs	62,1gal

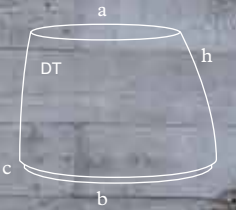
DMB



DMB80
in white finish

DT

	a	b	c	h	w
DT40	49cm	64cm	62cm	37cm	45kg
DT50	47cm	69cm	60cm	45cm	60kg
DT100	70cm	93cm	90cm	71cm	100kg
DT40	19,3"	25,2"	24,4"	14,6"	99lbs
DT50	18,5"	27,2"	23,6"	17,7"	132lbs
DT100	27,6"	36,6"	35,4"	28"	220lbs



V8+

V12

WW

V12

V8

V8+



DT

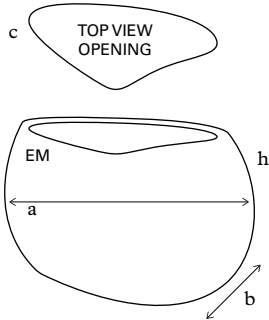
Private Terrace,
Charvin Paysagistes





EM

	a	b	c	d	h	w	m ³
EM60	60cm	43cm	23cm	39cm	39cm	30kg	44l
EM70	70cm	45cm	17cm	50cm	39cm	40kg	57l
EM80	80cm	57cm	33cm	53cm	45cm	60kg	118l
EM90	90cm	69cm	37,5cm	61cm	49cm	75kg	150l
EM100	100cm	67cm	24cm	74cm	56cm	90kg	170l
EM60	23,6"	16,9"	9,1"	15,3"	15,3"	66lbs	11,6gal
EM70	27,5"	17,7"	6,7"	19,7"	15,3"	88lbs	15gal
EM80	31,5"	22,4"	13"	20,9"	17,7"	132lbs	31,2gal
EM90	35,4"	27,1"	14,8"	24"	19,2"	165lbs	39,6gal
EM100	39,4"	26,3"	9,5"	29,1"	22"	198lbs	44,9gal



EM




Private terrace, Paris,
Place des Fleurs



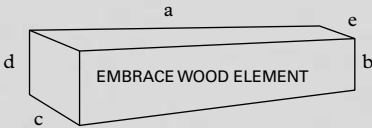
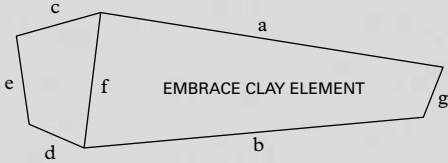
Atelier Vierkant launches the Embrace Seat, where a volume of clay meets wood. Both sourced in the Lowlands, these prime materials are brought together in a balanced marriage of L shapes that fit one into another. Designed by Stéphanie Busard, a master in letter cutting, an ancient craft specialised in carving letters into hard surfaces like wood and stone. Designing letters is all about curves and reliefs, a practice Stéphanie carries with her in sculpting pots. Like her colleague at the workshop Annette, Stéphanie prefers exploring the material, its complexities and potential, along the way.

In both the single seat and the long bench, Clay marries Douglas Fir, an evergreen conifer species in the pine family, Pinaceae, and native to western North America. The model is seen as a continued effort to combine two natural materials – a research that started from the ZS seat in 2010, continued in the ZB, then took maturity in the Alph Series and now comes to completion.



EMBRACE BENCH

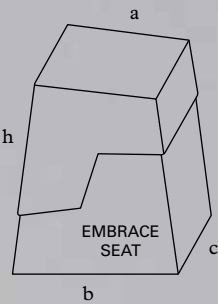
	a	b	c	d	e	f	g
CLAY element	208cm	196cm	77cm	57cm	60cm	59cm	26cm
CLAY element	81.9"	77.2"	30.3"	22.4"	23.6"	23.2"	10.2"
	a	b	c	d	e		
WOOD element	153cm	30cm	48cm	38cm	38cm		
WOOD element	60.2"	11.8"	18.9"	15"	15"		





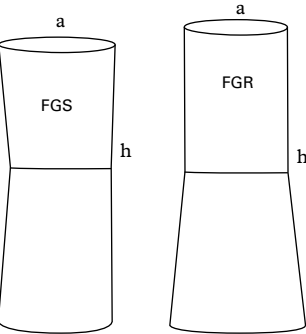
EMBRACE
SEAT

	a	b	c	h
EMBRACE seat	36cm	50cm	40cm	58cm
EMBRACE seat	14.2"	19.7"	15.7"	22.8"



FGS
FGR

	a	h	w
FGS60	30cm	58cm	15kg
FGS70	35cm	68cm	25kg
FGR55	23,5cm	55cm	15kg
FGR65	27cm	65cm	25kg
FGS60	11,8"	22,8"	33lbs
FGS70	13,8"	26,8"	55lbs
FGR55	9,2"	21,7"	33lbs
FGR65	10,6"	25,6"	55lbs



FGS



FGS70BR24/WS



FGS



FGR65W/R25

FGS70WW/V11

FGR55V11/W

FGS60W/R25

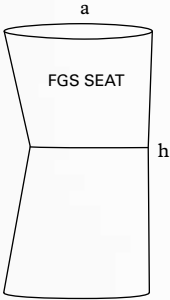
FGS60BR24/W



FG and FGS
Gasholders, London

FGS SEAT

	a	h	w
FGS seat	40cm	61cm	55kg
FGS seat		15,7"	24"
121lbs			

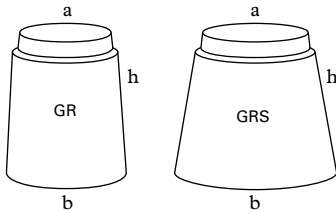


Possible
with or without
color top.

GR

GRS

	a	b	h	w
GR25	19,5cm	23cm	34cm	15kg
GR40	28,5cm	38cm	36cm	25kg
GR60	51cm	68cm	60cm	65kg
GR70	38cm	50cm	68cm	55kg
GRS40	23,5cm	40cm	33cm	20kg
GRS50	48cm	55cm	42cm	35kg
GR25	7,68"	9,06"	13,39"	33lbs
GR40	11,22"	14,96"	14,17"	55lbs
GR60	20"	26,8"	23,6"	143lbs
GR70	15"	19,7"	26,8"	121lbs
GRS40	9,25"	15,75"	12,99"	44lbs
GRS50	18,9"	21,7"	16,5"	77lbs



The GR line is presented as still life, and comes in both a black smooth finish, as well as white washed semi mat engobe, with subtle black rim.



Z/Z23



NG/W26



GR




GR



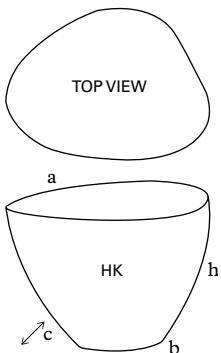
GZL

	a	b	c	h	w
GZL135	35cm	30cm	80cm	135cm	200kg
GZL220	39cm	42cm	80cm	220cm	300kg
GZL160	38cm	35cm	80cm	157cm	250kg
GZLB135	51cm	50cm	100cm	135cm	250kg
GZL135	13,8"	11,8"	31,5"	53,1"	441lbs
GZL220	15,4"	16,5"	31,5"	86,6"	661lbs
GZL160	15"	13,8"	31,5"	61,8"	551lbs
GZLB135	20,1"	19,7"	31,5"	53,1"	551lbs



HK

	a	b	c	h	w	m ³
HK40	66cm	30cm	21cm	29cm	20kg	24l
HKL40	69cm	35cm	21cm	19cm	15kg	30l
HK60	90cm	27cm	39cm	57cm	45kg	125l
HK75	98cm	29cm	36cm	65cm	70kg	205l
HK90	107cm	60cm	46cm	72cm	95kg	290l
HK130	127cm	55cm	70cm	87cm	150kg	565l
HK40	26"	11,8"	8,3"	11,4"	45lbs	6,3gal
HKL40	27,1"	13,8"	8,3"	7,5"	33lbs	7,9gal
HK60	35,4"	10,6"	15,4"	22,4"	100lbs	33gal
HK75	35,6"	11,4"	14,2"	25,6"	154lbs	54,2gal
HK90	42,1"	23,6"	18,1"	28,3"	210lbs	76,6gal
HK130	50"	21,7"	27,6"	34,3"	330lbs	149,3gal





Private Terrace, Zurich,
Zingg Gartengestaltung



HK



HK

The Port House is the head office of the Antwerp Port Authority. Designed by Zaha Hadid, who died unexpectedly a couple of months before completion of the building, the new building symbolises the dynamic, reliable, ambitious and innovative nature of the Port of Antwerp. It is the daily workplace of 500 employees of the Port Authority and it acts as a meeting place for the many international contacts.

HK

HK

HK130

HK40

HK90

HK60



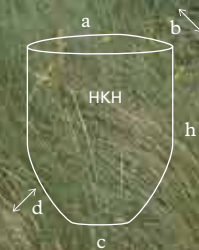
HVO is based in Oordegem, a small town placed right in between the three Belgian cities, Brussels, Antwerp and Gent. Establishing themselves up in a country where the people are known to be ‘born with a brick in their stomach’, hinting at their level of investment in real estate and furniture in general, has of course been helpful for a business specifically directed towards outdoor design. “Despite the fact that we create outdoor spaces, our work is more like an interior designer than the one of a landscape-architect”, says Saskia de Mits, “We take everything into account, the architecture, the landscape, the customers’ taste and wishes, and from that, we design and decorate outdoor HK living spaces.”

HK



HKH

	a	b	c	d	h	w	m ³
HKH80	60,5cm	47cm	38cm	27,5cm	81cm	45kg	115l
HKH90	64,5cm	53cm	40cm	30cm	90cm	60kg	146l
HKH80	23,8"	18,5"	14,9"	10,8"	31,8"	99lbs	30.4gal
HKH90	25,3"	20,8"	15,7"	11,8"	35,4"	132lbs	38.6gal

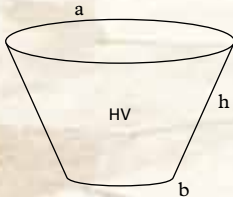


HV

Malibu, California



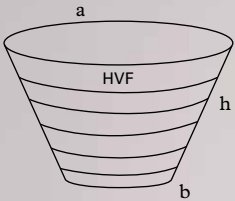
	a	b	h	w
HV50	48cm	20cm	28cm	20kg
HV60	59cm	25cm	33cm	25kg
HV80	78cm	37cm	53cm	45kg
HV130	130cm	80cm	65cm	150kg
HV140	140cm	90cm	100cm	200kg
HV50	18,9"	7,9"	11"	45lbs
HV60	23,2"	9,8"	13"	55lbs
HV80	30,7"	14,6"	20,9"	100lbs
HV130	51,2"	31,5"	25,6"	330lbs
HV140	55,1"	35,4"	39,4"	440lbs



HVF



Msheireb, Doha

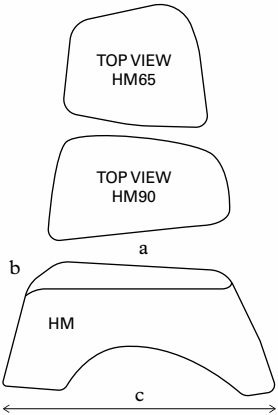


	a	b	h	w
HVF80	78cm	37cm	53cm	65kg
HVF80	30,7"	14,6"	20,9"	145lbs



HM

	a	b	c	h	w
HM65	65cm	52cm	97cm	48cm	90kg
HM90	88cm	52cm	119cm	49cm	110kg
HM65	25,6"	20,5"	38,2"	18,9"	198lbs
HM90	34,6"	20,5"	46,9"	19,3"	243lbs



HM90



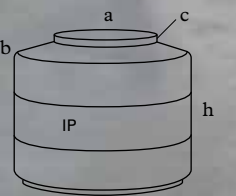
HM65



Z/V8+

IP

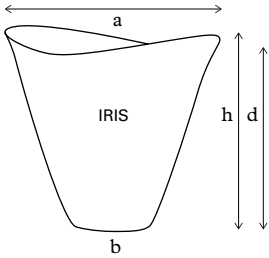
	a	b	c	h	w
IP90	43cm	92cm	4cm	74cm	210kg
IP90	16,9"	36,2"	1,6"	29,1"	462lbs



IRIS

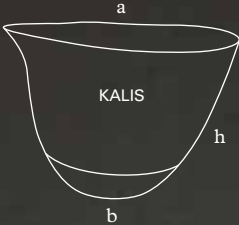


	a	b	d	h	w
IRIS100	110cm	40cm	92cm	97cm	100kg
IRIS120	130cm	51cm	103cm	114cm	150kg
IRIS100	43,3"	15,7"	36,2"	38,2"	220lbs
IRIS120	51,2"	20,1"	40,6"	44,9"	330lbs



KALIS

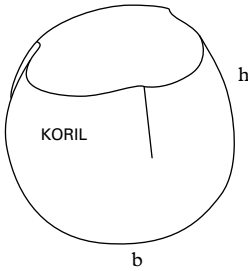
KALIS80	a	b	h	w
KALIS100	82cm	28cm	58cm	80kg
KALIS80	101cm	36cm	74cm	120kg
KALIS100	32,3"	11"	22,8"	176lbs
	39,8"	14,2"	29,1"	265lbs



KORIL

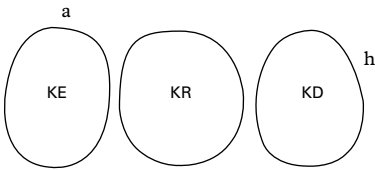


	b	h	w
KORIL70	68cm	73cm	90kg
KORIL70	26,8"	28,7"	198lbs



K

	a	b	h	w
KE70	50cm	68cm	36cm	45kg
KE100	73cm	100cm	54cm	100kg
KR70	56cm	61cm	38cm	45kg
KR85	70cm	78cm	45cm	75kg
KR100	86cm	93cm	52cm	100kg
KD70	55cm	68cm	38cm	45kg
KD85	70cm	83cm	48cm	75kg
KD100	86cm	102cm	56cm	100kg
KE70	19,7"	26,8"	14,2"	99lbs
KE100	28,7"	39,4"	21,3"	220lbs
KR70	22"	24"	15"	99lbs
KR85	27,6"	30,7"	17,7"	165lbs
KR100	33,9"	36,6"	20,5"	220lbs
KD70	21,7"	26,8"	17,3"	99lbs
KD85	27,6"	32,7"	18,9"	165lbs
KD100	33,9"	40,2"	22"	220lbs



Chambres d'Amis
Collectie / Collection



K



K Seats
Siemens Headquarters, Munich

TORAYA CAFÉ · AN STAND





Toraya Café, Tokyo

K

K series
Roche Pharmaceuticals,
Anderlecht



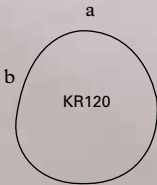





KR120



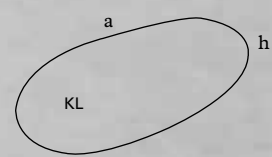
	a	b	h	w
KR120	120cm	109cm	70cm	150kg
KR120	47,2"	42,9"	27,6"	330lbs





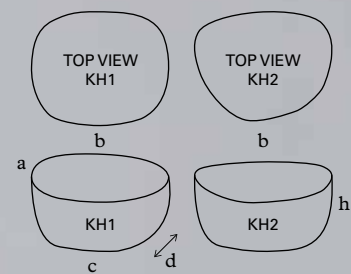
KL

	a	h	w
KL120	116cm	30cm	60kg
<i>KL120</i>	<i>45,6"</i>	<i>11,8"</i>	<i>132lbs</i>



KH

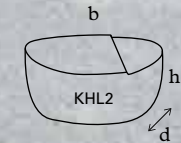
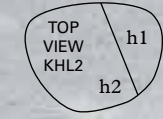
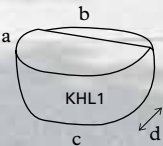
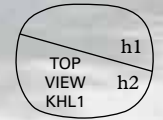
	a	b	c	d	h	w
KH1	55cm	65cm	34cm	25cm	37,5cm	75kg
KH2	56,5cm	70cm	34cm	25cm	39cm	75kg
KH1	21,5"	25,6"	13,4"	9,8	14,8"	165lbs
KH2	22"	27,6"	13,4"	9,8	15,3"	165lbs





Como Dempsey Hill,
Singapore

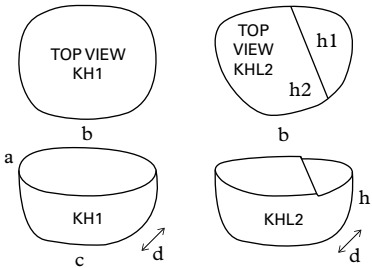
KHL



	a	b	c	d	h ¹	h ²	w
KHL1	54cm	66cm	34cm	25cm	35,5cm	37,5cm	50kg
KHL2	59cm	73cm	34cm	25cm	36cm	38cm	50kg
KHL1	21,3"	26"	13,4"	9,8"	13,9"	14,8"	110lbs
KHL2	22"	27,6"	13,4"	9,8"	14,2"	15"	110lbs

KH-LEATHER

	a	b	c	d	h	w
KH1	55cm	65cm	34cm	25cm	37,5cm	50kg
KHL2	59cm	73cm	34cm	25cm	38cm	50kg
<i>KH1</i>	<i>21,5"</i>	<i>25,6"</i>	<i>13,4"</i>	<i>9,8"</i>	<i>14,8"</i>	<i>110lbs</i>
<i>KHL2</i>	<i>22"</i>	<i>27,6"</i>	<i>13,4"</i>	<i>9,8"</i>	<i>15"</i>	<i>110lbs</i>



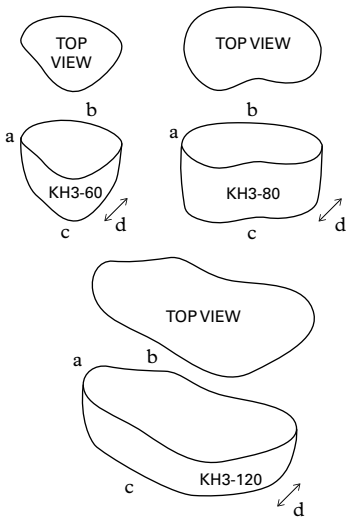
Atelier Vierkant introduces the marriage of leather with clay; the particular high quality leather finish on top of the KH pebbles.

Color options



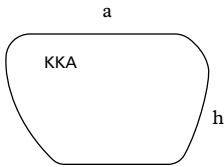
KH3

	a	b	h	w
KH3-60	59cm	58cm	42cm	60kg
KH3-80	80cm	49cm	42cm	75kg
KH3-120	118cm	48cm	42cm	90kg
<i>KH3-60</i>	<i>23,2"</i>	<i>22,8"</i>	<i>16,5"</i>	<i>132lbs</i>
<i>KH3-80</i>	<i>31,5"</i>	<i>19,3"</i>	<i>16,5"</i>	<i>165lbs</i>
<i>KH3-120</i>	<i>46,5"</i>	<i>18,9"</i>	<i>16,5"</i>	<i>198lbs</i>



KKK

	a	h	w
KKK50	65cm	44cm	50kg
KKK80	80cm	47cm	80kg
KKK100	108cm	58cm	120kg
<i>KKK50</i>	17,3"	26,6"	110lbs
<i>KKK80</i>	31,5"	18,5"	176lbs
<i>KKK100</i>	42,5"	22,8"	264lbs






STAM is the Ghent city museum. It presents the story of the city of Ghent. A permanent circuit leads visitors along a chronological trail of objects and multimedia which trace the development and growth of Ghent. Temporary exhibitions explore the concept of 'urbanity' from different angles. STAM's real showpiece, its raison d'être, is the city itself. A visit to the city museum is not complete without a visit to Ghent.



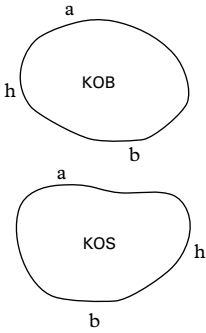


KOB

KOS



	a	b	h	w
KOB75	82cm	75cm	50cm	50kg
KOB100	105cm	93cm	63cm	100kg
KOS85	82cm	56cm	46cm	75kg
KOS100	104cm	71cm	57cm	100kg
KOB75	32,3"	29,5"	19,7"	110lbs
KOB100	41,3"	36,6"	24,8"	220lbs
KOS85	32,3"	22"	18,1"	165lbs
KOS100	40,9"	28"	22,4"	220lbs

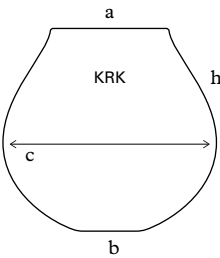


KRK

COGNAC

TABAK

	a	b	c	h	w
KRK65	35cm	23cm	64cm	64cm	85kg
KRK85	50cm	34cm	93cm	85cm	185kg
KRK65	13,8"	9,1"	25,2"	25,2"	187lbs
KRK85	19,7"	13,4"	36,6"	33,5"	408lbs

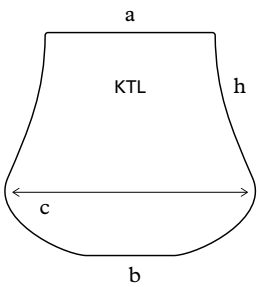


KRK



KTL

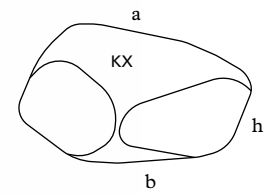
	a	b	c	h	w
KTL65	44cm	23cm	62cm	63cm	70kg
KTL80	57cm	40cm	86cm	76cm	145kg
KTL65	17,3"	9,1"	24,4"	24,8"	154lbs
KTL80	22,4"	15,7"	33,9"	29,9"	319,7lbs



TABAK



	a	b	h	w
KX80	80cm	104cm	48cm	120kg
KX80	31,5"	40,9"	18,9"	264lbs



KX

KX

KX Series
at Kåseholm Slott,
Sweden

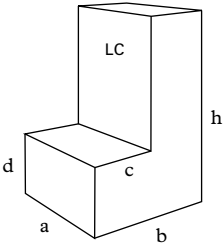


LC25 and LC50
at Cosmopolitan,
Warsaw



LC

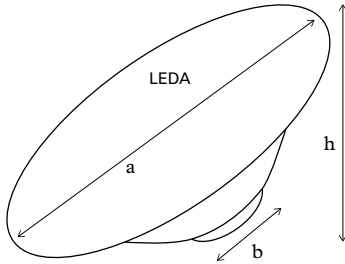
	a	b	h	w
LC25	25cm	50cm	75cm	30kg
LC50	50cm	50cm	75cm	40kg
LC25	9,8"	17,9"	29,5"	66,1lbs
LC50	17,9"	17,9"	29,5"	88,2lbs



LEDA

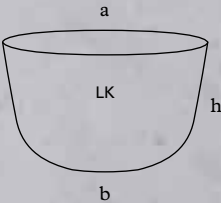


	a	b	h	w
LEDA90	91cm	22cm	29cm	45kg
LEDA100	100cm	24cm	32cm	55kg
LEDA90	35,8"	8,7"	11,4"	99lbs
LEDA100	39,4"	9,4"	12,6"	121lbs



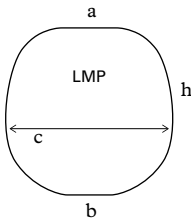
LK

	a	b	h	w
LK70	70cm	36cm	40cm	50kg
LK90	90cm	47cm	50cm	80kg
LK100	97cm	52cm	56cm	110kg
LK107	107cm	58cm	61cm	120kg
LK70	27,6"	14,2"	15,7"	110lbs
LK90	35,4"	18,5"	19,7"	176lbs
LK100	38,2"	20,5"	22"	242lbs
LK107	42,1"	22,8"	24"	265lbs



LMP

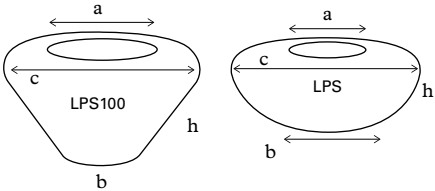
	a	b	c	h	w
LMP70	24cm	24cm	70cm	72cm	125kg
LMP85	35cm	35cm	87cm	85cm	160kg
LMP70	9,4"	9,4"	27,6"	28,4"	276lbs
LMP85	13,8"	13,8"	34,3"	33,5"	353lbs



LPS

	a	b	c	h	w
LPS80	34cm	30cm	80cm	32cm	30kg
LPS100	56cm	47cm	98cm	57cm	95kg
LPS80	13,8"	11,8"	31"	12,5"	66lbs
LPS100	22"	18,5"	38,6"	22,4"	209lbs

Possible finishes:
Grey clay with black engobe
Black clay with red engobe
Black clay with grey engobe
Black clay with green engobe
White clay with grey engobe

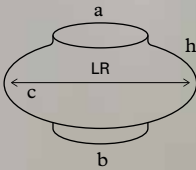


LPS100



LR

	a	b	c	h	w
LR70	37cm	34cm	74cm	33,5cm	50kg
LR120	60cm	60cm	120cm	52cm	110kg
LR70	14,57"	13,39"	29,13"	13,19"	110lbs
LR120	23,6"	23,6"	47,2"	20,5"	243lbs



In the centre of a pine forest along the Mediterranean coast, a few kilometres from Barcelona, in the municipality of El Prat de Llobregat, is the Casa Gomis; better known in the field of architecture as Casa La Ricarda, or to the locals as The Glass House. Designed by architect Antonio Bonet Castellana, disciple and collaborator of José Luis Sert and Le Corbusier, for the marriage of Agnes Bertrand and Ricardo Gomis.

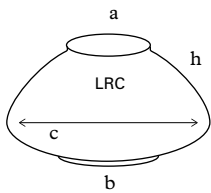


Z

NG/W (H)

NG/W (V)

LRC



	a	b	c	h	w
LRC70	32cm	40cm	72cm	38cm	60kg
LRC120	52cm	70cm	120cm	57cm	115kg
LRC70	12,6"	15,7"	28,3"	15"	132lbs
LRC120	20,5"	27,6"	47,2"	22,4"	253lbs



LRC





METALLIC

LRC



LR

GOLD



HVO pushes the standards of outdoor living, both in terms of service and design. Choosing to work with pots from Atelier Vierkant was a decision based purely on aesthetics: ‘They are beautiful, that's it’, asserts Saskia de Mits, ‘They simply bring the terrace to a higher level; when the pots are not yet installed, something is missing.’ As clients sometimes tend to forget pots in their initial brief, HVO always includes samples from Atelier Vierkant to give an idea of what clay’s color, materiality and presence add to the surroundings. ‘We carefully explain how these pieces are made and how valuable the craft behind them is – even the crates they arrive in are handmade!’

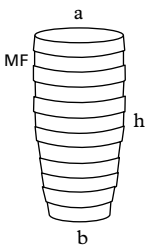
LRC





MF

	a	b	h	w
MF60	41cm	29cm	56cm	60kg
MF100	58cm	38cm	98cm	85kg
MF140	71cm	46cm	137cm	140kg
MF60	16,1"	11,4"	22"	132lbs
MF100	22,8"	15"	38,6"	190lbs
MF140	28"	18"	54"	308lbs

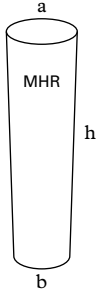


MF



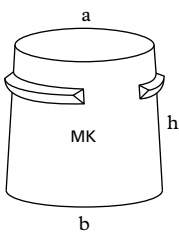
MHR

	a	b	h	w	m³
MHR80	28cm	20cm	80cm	20kg	22l
MHR100	36cm	28cm	100cm	35kg	56l
MHR120	36cm	27cm	120cm	40kg	63,5l
MHR80	11"	7,8"	31,5"	45lbs	5,8gal
MHR100	14,1"	11"	39,4"	77lbs	14,8gal
MHR120	14,1"	10,6"	47,2"	88lbs	16,8gal



MK

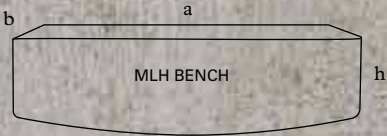
	a	b	h	w
MK30	40cm	42cm	31,5cm	24kg
MK35	46cm	50cm	35cm	35kg
MK40	41cm	42cm	39,5cm	30kg
MK30	15,7"	16,5"	12,4"	53lbs
MK35	18,1"	19,7"	13,8"	77lbs
MK40	16,1"	16,5"	15,6"	66lbs





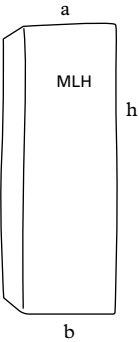
MLH BENCH

	a	b	h	w	
MLH140 Bench	140cm	50cm	45cm	250kg	
MLH200 Bench	197cm	49cm	62cm	350kg	
MLH140 Bench	55,1"	19,7"	17,7"	551lbs	
MLH200 Bench	77,6"	24,4"	19,3"	770lbs	



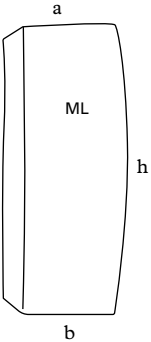
MLH

	a	b	h	w
MLH200	56cm	60cm	193cm	800kg
MLH200	22"	23,6"	76"	1760lbs



ML

	a	b	h	w
ML120	39cm	39cm	120cm	60kg
ML125	39cm	39cm	125cm	70kg
ML120	15,4"	15,4"	47,2"	132lbs
ML125	15,4"	15,4"	49,2"	154lbs



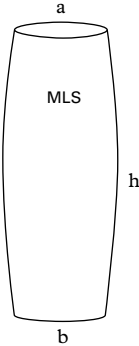


ML

MLH in white and
nordic white,
Strandhotel, Cadzand

MLS

	a	b	h	w	m ³
MLS130	48cm	44cm	128cm	95kg	215l
MLS130	18,9"	17,3"	50,4"	209lbs	56,8gal



MLS Nordic white
Strandhotel, Cadzand



Custom and on demand *Clay* projects

The term customization derives from the latin word consueto, consuetudinis. Its meaning has been subjected to different variations throughout the centuries: from the original meaning of habitual practice, it finally adopted the meaning of made to measure.

Such measure refers to the need and to the taste of each individual, who is unique and who has exceptional desires and preferences.

Custom and on demand *Clay* projects



— Atelier Vierkant embraces each individual's idea, inspiration and project designing ad-hoc shapes, mixing colors and structures in order to meet each costumer's ideas, making each pot and vessel personal. In fact, the clay labs in Ostend offer the designer and the architect the possibility to give shape to his or her ideas. In the workshop directed by Annette Lantsoght, all the aspect of the project, from the color to the shape and to the texture are discussed and tailored in order to match and complement perfectly the broader architectural context of the project. The malleability of clay, moreover, allows also the creation

of unique pieces that go far beyond the strict sense and function of a vessel or a seat, such as walls and gigantic shapes. Custom designs are first assessed in terms of technical feasibility and aesthetic. Then, a miniature prototype is created and eventually the piece is reproduced in its real volume and size in order to create the mould. The custom works described in the following pages are just few examples of a vast array of tailored, on-demand works that Atelier Vierkant creates in collaboration with a multitude of architecture and design practices around the world.



Custom and on demand *Clay* projects

CUSTOM WALL PROJECT IBIZA

— *Sa Ferradura Island*, one of the world’s most luxurious private islands, is connected to Ibiza by the small beach of Pas de s’Illa. The project, which consisted of the total refurbishing of an existing house and its garden, was carried out by Romano Arquitectos, an architecture and design studio based in Ibiza.

The volume and the footprint of the construction had to be respected due to the specific environmental restrictions of the area coastline, landscape protection, wildlife preservation.

— At the entrance to the house, a more exposed spot on the island, Atelier Vierkant oversized clay pieces are placed

as strong elements that would recuperate the essentials of the house, leading the guest to the main door. Their custom-made work that Atelier Vierkant produced is unique in terms of size and shape, and the grey nuanced color variation constitutes a unique pattern thought to complement in a perfect way the architecture of the residence as well as the surrounding natural environment.

In fact, the base greyish tone melts easily in the landscape with direct references to the grey of the rockery and of the cliffs.

— Atelier Vierkant deployed its “savoir faire” and its creativity. Together with the studio Romano Arquitectos it was possible to build a teamwork that would resolve the whole challenge in its complexity: developing the concept together, adapting the studio’s ideas to the specific technique of the ceramic, finding the right textures and tonalities, studying together the composition of the wall and resolving technical issues – exposures to intense 160 km/h winds. The organization and the coordination with local teams to arrange the transport logistic accounted also for a challenge won thanks to a good team work: bringing the 36 units of 2,30m through the narrow and bumpy dirt road was not as easy as it seems.

V-PALM SPRINGS

— V-Palm Springs outstands in all its uniqueness from the most part of the hotels in the area thanks to its original design and the peculiar role that landscape architecture plays in this project. The design and architecture studio Surfacedesign took a lead in planning all aspects of the exterior resort areas collaborating with Roy Asaro for the design of the lobby building. Moreover, Surfacedesign worked closely with the City of Palm Springs design review commission and with Filament's operation program to provide a free-spirited and relaxed destination connected to its surroundings. In creating the hotel's many unique design motifs, Surface-design focused on finding inspiration

sourcing from the cultural history and natural setting of Palm Springs. — The architects provided the team with design cues intended to integrate the client's objective to create a sophisticated and lively destination in the desert. For the entrance, the architect created together with the clays laboratories of Atelier Vierkant a wall of «togetherness». The V-sign, graphically decomposed in different lines and grey tones, is painted in a liquid clay and repeated throughout the wall, conveying a sense of rhythm to the pattern. The positioning of the clay custom-made blocks at different depths illustrates how a static wall construction can turn into a dynamic play of volumes and shades.

Custom and on demand *Clay* projects





Custom and on demand *Clay* projects

INSTALLATION OF CURVED CLAY WALLS DOMAT / EMS

— Located on the right bank of the Rhine river in Switzerland, Domat/Ems is a municipality in the Imboden Region in the Swiss canton of Graubünden. Most areas are forested and embellished by beautiful rivers, glaciers and mountains. The traditional allure of this township is enriched by a contemporary-style roundabout which contains a sculptural structure in the centre, transforming the feature into a unique piece of art in its own right. Tanja Casparis, creative leader for the landscape design company Zingg and author of several projects involving Atelier Vierkant's products, utilised her experience in exterior design and architecture to create a functional structure that optimizes the available space and highlights the potentials of the area while preserving its link to the surrounding natural environment.

— The tailored project conceptualised for this roundabout indeed takes inspiration from the cold colors of grey and green as well as from the shapes of the rocks of the mountains typical of the

Alpine environment. Backed by the suggestive and massive mountains covered by forests of evergreens, several huge, rectangular blocks of grey clay with rounded bases stand curved into a circular formation. Nonetheless, the modern shapes of the structure strongly hint at the area's Alpine cultural heritage.

— The imposing clay formation is engraved with the city blazon and the name of the municipality, evoking an image of the famous Dreibündenstein, a marker erected at the intersection of the Three Leagues. The letters as well as the blazon were individually designed and engraved in the clay with extraordinary ability by the hands of the artisans working at Atelier Vierkant. Their experience in moulding perfect curves and shapes allowed them to create a play of different thicknesses and layers allowing the natural light to highlight the contouring lines of each letter and line in the city's coat-of-arms, thereby adding depth and rendering them bolder and more visible to incoming visitors to the city.



CUSTOM ENGRAVINGS AND CARVINGS IN CLAY

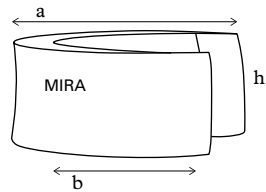
— The dimension of custom work at Atelier Vierkant is not only confined to shape, color and texture: it includes also a refined work of engraving. In this way, suggestive phrases and elegant logos are carved permanently in the clay, allowing the utmost personalization of objects and creating the strongest bond between our products and the meaning that people attach to them. From evocative words engraved in pebbles, to exclusive logo carvings in the pots of an elegant beach club up to refined miniatures performed on massive clay roundabouts, the hand-crafted inscriptions and engravings amplify volumes and the play of light and shadow on the clay surface. The tailored engravings, both colored and not, are performed at the Atelier by the hand of Stéphanie Busard, who deploys all her creativity and knowhow in order to match each commissioned work to the project's aim and philosophy.



Custom and on demand *Clay* projects



MIRA



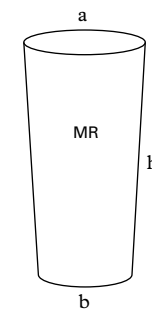
	a	b	h	w
MIRA 70	71cm	46cm	36cm	80kg
MIRA 100	105cm	68cm	53cm	200kg
MIRA 70	28"	18,1"	14,2"	22lbs
MIRA 100	41,3"	26,8"	20,9"	44lbs





Msheireb, Doha

MR



	a	b	h	w	m ³
MR65	49cm	34cm	65cm	30kg	61l
MR80	57cm	40cm	76cm	45kg	104l
MR90	80cm	56cm	90cm	100kg	265l
MR130	115cm	85cm	130cm	250kg	590l
MR65	19,3"	13,4"	25,6"	66lbs	16,1gal
MR80	22,4"	15,7"	29,9"	100lbs	27,5gal
MR90	31,5"	22"	35,4"	220lbs	70gal
MR130	45,3"	33,4"	51,2"	550lbs	156gal





MR



MR80, MR90 and MR130,
Adriatic Hotel, Rovinj

MRA

MRB



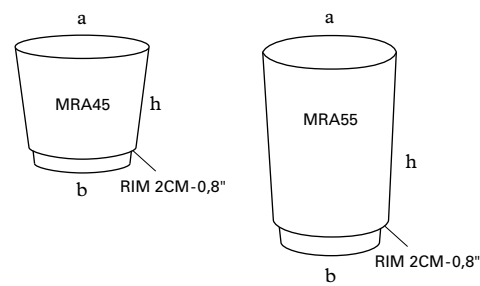
MRA55

MRA45

MRB30

MRB35

MRA

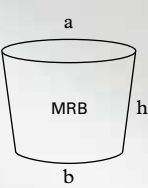


	a	b	h	w
MRA45	48,5cm	38,5cm	42,5cm	25kg
MRA55	41cm	30cm	56cm	40kg
MRA45	19,1"	15,2"	16,7"	55lbs
MRA55	16,1"	11.8"	22"	88lbs



MRB

	a	b	h	w
MRB30	37,5cm	28cm	27,5cm	15kg
MRB35	54,5cm	43,5cm	35cm	30kg
MRB30	14,76"	11,02"	10,83"	33lbs
MRB35	21,46"	17,13"	13,78"	66lbs

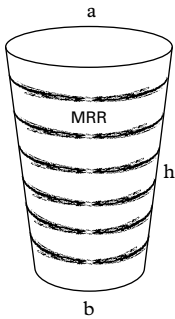


The low cylindrical MRB series, designed as a low sized planter, comes in different earthy tones. Its shape recalls the traditional shapes of the round conic planters once produced in the area of Breda, Catalogne.





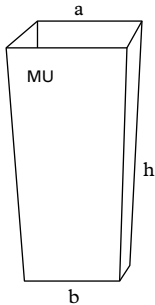
MRR



	a	b	h	w
MRR65	49cm	34cm	65cm	30kg
MRR80	57cm	40cm	76cm	50kg
MRR90	80cm	56cm	90cm	110kg
MRR130	115cm	85cm	130cm	250kg
MRR65	19,3"	13,4"	25,6"	66lbs
MRR80	22,4"	15,7"	29,9"	110lbs
MRR90	31,5"	22"	35,4"	245lbs
MRR130	45,3"	33,5"	51,2"	550lbs



MU



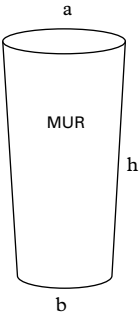
	a	b	h	w
MU80	40cm	29cm	80cm	40kg
MU100	49cm	40cm	100cm	70kg
MU120	52cm	40cm	120cm	85kg
MU80	15,7"	11,4"	31,5"	88lbs
MU100	19,3"	15,7"	39,4"	155lbs
MU120	20,4"	15,7"	47,2"	190lbs



MUR100
at Westfield Village
on Topanga,
Woodland Hills, CA



	a	b	h	w
MUR80	44cm	32cm	80cm	35kg
MUR100	55cm	40cm	100cm	65kg
MUR120	58cm	45cm	117cm	75kg
MUR80	17,3"	12,6"	31,5"	65lbs
MUR100	21,6"	15,7"	39,4"	145lbs
MUR120	22,8"	17,7"	46"	165lbs

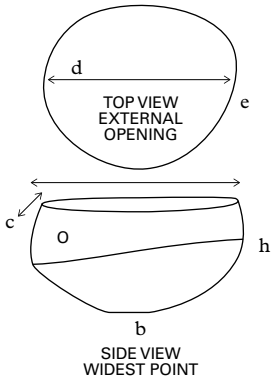


MUR





	a	b	c	d	e	h	w	m ³
O60	60cm	22cm	60cm	55cm	49cm	31cm	30kg	34,4l
O75	72cm	24cm	70cm	67cm	60cm	33cm	48kg	60,5l
O90	92cm	36cm	89cm	86cm	71cm	44cm	60kg	112l
O105	113cm	45cm	107cm	107cm	86cm	55cm	85kg	240,2l
O120	120cm	60cm	111cm	108cm	90cm	65cm	100kg	405l
O150	145cm	71cm	135cm	138cm	107cm	72cm	150kg	542,4l
O165	172cm	80cm	158cm	161cm	128cm	92cm	200kg	895l
O60	23,6"	8,7"	23,6"	21,7"	19,3"	12,2"	66lbs	9gal
O75	28,3"	9,4"	27,6"	26,4"	23,6"	13"	105lbs	16gal
O90	36,2"	14,2"	35"	33,9"	28"	17,3"	132lbs	29,6gal
O105	44,5"	17,7"	42,1"	42,1"	33,9"	21,7"	187lbs	63,5gal
O120	47,2"	23,6"	43,7"	42,5"	35,4"	25,6"	220lbs	107gal
O150	57,1"	28"	53,1"	54,3"	42,1"	28,3"	330lbs	143,2gal
O165	67,7"	31,5"	62,2"	63,4"	50,4"	36,2"	440lbs	236,4gal





The Peninsula, Istanbul,
Enea Garden Design




In the Red O pot in the kitchen-workshop, *Strelitzia Nicolai* are combined with the illustrations on the wallpaper, that decorates the room like a giant painting.

Project by
Place des Fleurs





Zingg Gartengestaltung, Chur



O120

This neoclassic house, built in 1769, is located in the heart of Tiel. The owners consulted Bluet to arrange different settings of plantations that create a scene. Florist Daniël Deprez brought in the O105, planted a in white beige clay finish with *Moringa oleifera* (Miracle tree).

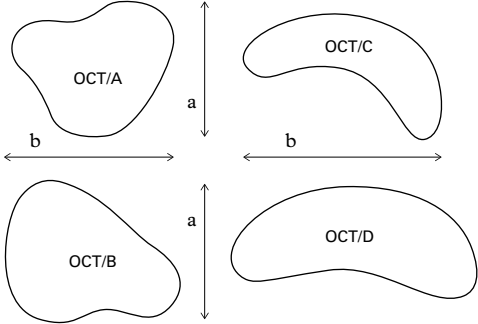
O105



OCT



	a	b	h	w
OCT/A21	80cm	66cm	21cm	45kg
OCT/A36	80cm	66cm	36cm	60kg
OCT/A45	80cm	66cm	45cm	75kg
OCT/B21	88cm	71cm	21cm	45kg
OCT/B36	88cm	71cm	36cm	60kg
OCT/B45	88cm	71cm	45cm	75kg
OCT/C21	90cm	56cm	21cm	45kg
OCT/C36	90cm	56cm	36cm	60kg
OCT/C45	90cm	56cm	45cm	75kg
OCT/D21	100cm	55cm	21cm	55kg
OCT/D36	100cm	55cm	36cm	40kg
OCT/D45	100cm	55cm	45cm	85kg
OCT/A21	31,5"	26"	8,3"	99lbs
OCT/A36	31,5"	26"	14,2"	132lbs
OCT/A45	31,5"	26"	17,7"	165lbs
OCT/B21	34,6"	28"	8,3"	99lbs
OCT/B36	34,6"	28"	14,2"	132lbs
OCT/B45	34,6"	28"	17,7"	165lbs
OCT/C21	35,4"	22"	8,3"	99lbs
OCT/C36	35,4"	22"	14,2"	132lbs
OCT/C45	35,4"	22"	17,7"	165lbs
OCT/D21	39,4"	21,7"	8,3"	121lbs
OCT/D36	39,4"	21,7"	14,2"	154lbs
OCT/D45	39,4"	21,7"	17,7"	187lbs

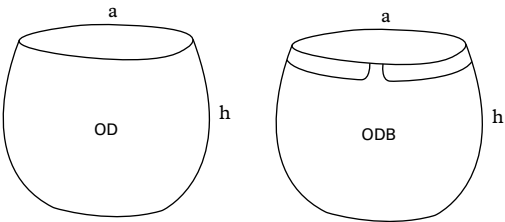


OD

ODB

Possibility
with or without
color rim.

	a	h	w	m³
OD40	40cm	45cm	35kg	55l
OD50	50cm	53cm	40kg	105l
OD55	55cm	60cm	50kg	185l
OD60	60cm	72cm	60kg	252l
OD40	15,7"	17,7"	77lbs	14,5gal
OD50	19,7"	20,9"	88lbs	27,7gal
OD55	21,7"	23,6"	110lbs	48,8gal
OD60	23,6"	28,3"	132lbs	66,5gal



Private Residence,
Formentera, AE Land



OV60

OD60



OD60



OD60 black
with T1 texture

OD60

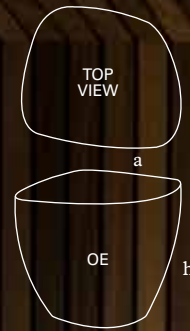
ODB60



OD60 grey and **ODB60** cork
with nordic white rim

OE

	a	h	w	m ³
OE40	44cm	37cm	35kg	45l
OE60	56cm	55cm	50kg	115l
OE70	72cm	64,5cm	75kg	190l
OE80	76cm	73cm	100kg	250l
OE100	110cm	95cm	150kg	565l
OE120	116cm	114cm	250kg	895l
OE40	17,3"	14,6"	77lbs	11,9gal
OE60	22"	21,7"	110lbs	30,4gal
OE70	28,3"	25,4"	165lbs	50,2gal
OE80	29,9"	28,7"	220lbs	66gal
OE100	43,3"	37,4"	330lbs	149,3gal
OE120	45,7"	44,9"	550lbs	236,4gal



OE80, and OE60
at entrance Atlas Copco,
Boom





OE



OE




OE80 and OE60 in grey
Jisifang Silk Boutique,
Shanghai

OE60 and OE80
planted with Sedum,
Echeveria glauca,
Griptoveria titubans,
Lewisia, private Project,
Santiago de Chile.

OE



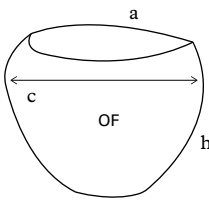


OE80 in nordic white
with texture T6 at Paya Lebar
office project, Singapore

OE


OF

	a	c	h	w	m ³
OF50	45cm	55cm	44cm	30kg	65l
OF70	60cm	75cm	65cm	50kg	156l
OF80	73cm	90cm	80cm	75kg	265l
OF90	85cm	105cm	85cm	100kg	369l
OF110	110cm	125cm	101cm	150kg	735,2l
OF120	120cm	130cm	111cm	200kg	1150l
OF50	19,7"	17,7"	18,9"	66lbs	17,2gal
OF70	23,6"	29,5"	25,6"	110lbs	41,2gal
OF80	28,7"	35,4"	31,5"	165lbs	70gal
OF90	33,5"	41,3"	33,5"	220lbs	97,5gal
OF110	46,1"	49,2"	39,8"	330lbs	194,2gal
OF120	50"	51,2"	43,7"	440lbs	303,7gal



OF





OF

Aripaev, Tallinn

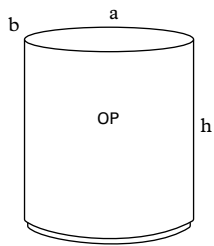


Grand&Johnson,
Amsterdam

OF



OP



	a	b	h	w
OP40	36cm	29,5cm	38cm	19kg
OP70	69cm	52cm	73cm	75kg
OP40	14,2"	11,6"	15"	42lbs
OP70	27,2"	20,5"	28,7"	165lbs



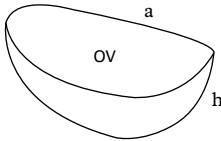
OP

OPTION 1

OPTION 2

OV

	a	h	w	m ³
OV60	55cm	18cm	20kg	20l
OV90	88cm	22cm	35kg	65l
OV60	21,6"	7,1"	45lbs	5,3gal
OV90	34,6"	8,6"	77lbs	17,2gal



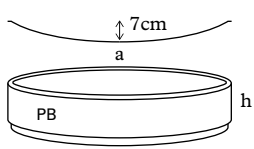
Private Garden,
Andrea Cochran,
San Francisco

OV90

OV


PB

	a	h	w
PB60	60cm	10cm	20kg
PB60	23,6"	3,9"	44lbs



PLU

PL



	a	h	w
PL60	60cm	10,5cm	25kg
PL80	80cm	14cm	35kg
PLU60	60cm	10,5cm	25kg
PLU80	80cm	14cm	35kg
PL60	23,6"	4,1"	55lbs
PL80	31,5"	5,5"	77lbs
PLU60	23,6"	4,1"	55lbs
PLU80	31,5"	5,5"	77lbs



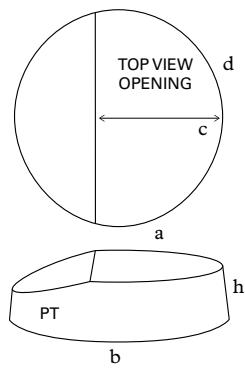
PL80



PT



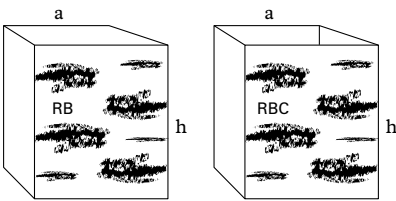
	a	b	c	d	h	w
PT60	59cm	62cm	35cm	57cm	19,5cm	38kg
PT70	70cm	72cm	45cm	67cm	19cm	52kg
PT60	23,2"	24,4"	13,8"	22,4"	7,7"	84lbs
PT70	27,6"	28,3"	17,7"	26,4"	7,5"	115lbs



RB
RBC

	a	h	w
RB5060	50cm	60cm	60kg
RBC5060	50cm	60cm	75kg
RB5060	19,7"	23,6"	132lbs
RBC5060	19,7"	23,6"	165lbs

RB is an open vase. RBC is a closed pedestal.



Bonhommes wants to convey the feeling of carefree living in the quiet, peaceful and natural surroundings of Meigem. It also dares to refer to the Latem School, which is just around the corner. Andy Baudewyn, co-owner of Bonhommes, selected a diverse range of vessels to decorate the exterior courtyard and the two lofts. UM vases in cork with specific glazure pattern planted with Quercus ilex were commissioned to order, and a circular bench in the centre of the space was produced on demand around a Pine Tree. Inside Andy chose for a colorful display of CC, CLG, blue GR and bordeaux SP vessels

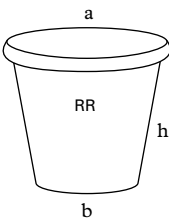
The geometric pattern created by the vertical and horizontal rims and contour is recalled by a dimensional, squared customized bench in clay, based on the **RBC** model and placed at the center of one of the courtyards that embellish the hotel. The overall linearity of the environment is broken and softened by the slender shape of verdant and fawn Japanese Maple *Acer amoenum* cv. *Sanguineum* at the centre of the bench surrounded by Crape myrtle *Lagerstroemia indica* L, giving a sense of height.



RR

Items with a *
have a sharp rim,
instead of round.

	a	b	h	w
RR80	75cm	46cm	64cm	50kg
RR100	98cm	58cm	82cm	80kg
RR120	115cm	64cm	95cm	125kg
RR150 *	150cm	90cm	130cm	250kg
RRL55 *	57cm	42cm	26cm	15kg
RR80	29,5"	18,1"	25,2"	110lbs
RR100	38,6"	22,8"	32,2"	175lbs
RR120	45,3"	25,2"	37,4"	275lbs
RR150 *	59,1"	35,4"	51,1"	550lbs
RRL55 *	22,4"	16,5"	10,2"	35lbs



Backstage Hotel,
Zermatt, Hydroplant



RR



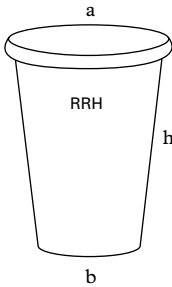


RR120

RR100

RRH

	a	b	h	w
RRH65	54cm	31cm	65cm	35kg
RRH80	64cm	38cm	78cm	50kg
RRH100	83cm	48cm	100cm	85kg
RRH120	100cm	60cm	120cm	125kg
RRH65	21,3"	12,2"	25,6"	77lbs
RRH80	25,2"	15"	30,7"	110lbs
RRH100	32,7"	18,9"	39,4"	190lbs
RRH120	39,4"	23,6"	47,2"	275lbs

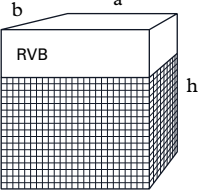


RRH100 white
Private terrace,
Mexico City



RVB

	a	b	h	w
RVB30	31cm	31cm	55cm	16kg
RVB45	45cm	45cm	65cm	30kg
RVB50	51cm	31cm	55cm	25kg
<i>RVB30</i>	<i>12,2"</i>	<i>12,2"</i>	<i>21,7"</i>	<i>35lbs</i>
<i>RVB45</i>	<i>17,7"</i>	<i>17,7"</i>	<i>25,6"</i>	<i>66lbs</i>
<i>RVB50</i>	<i>20,1"</i>	<i>12,2"</i>	<i>21,7"</i>	<i>55lbs</i>



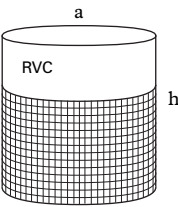
Design
Roel Vandebeek

Belgian product designer, *Roel Vandebeek*, examines and works on the intersection of design and architecture. Surrounded daily by architects in his studio collective near Maastricht, he is confronted with their continuous requests and challenges. In the research of adaptable and portable pots, Atelier Vierkant and Roel Vandebeek decided to cooperate, combining their shared interests. As part of the 2021 collection, Roel presents an innovative series of planters, half wire, half clay. Lightweight, these planters are easily moved around and therefore particularly convenient for apartments, limited sized spaces or anywhere with a specific need for flexibility. The transparency of the wire leaves room for light to shine through, provides airiness and spaciousness to an extent where even the ground underneath the pot is taken into consideration.



RVC

	a	b	h	w
RVC40	40,5cm	40,5cm	65cm	28kg
RVC50	56cm	56cm	55cm	30kg
RVC80	80cm	80cm	50cm	60kg
<i>RVC40</i>	<i>15,9"</i>	<i>15,9"</i>	<i>25,6"</i>	<i>62lbs</i>
<i>RVC50</i>	<i>22"</i>	<i>22"</i>	<i>21,7"</i>	<i>66lbs</i>
<i>RVC80</i>	<i>31,5"</i>	<i>31,5"</i>	<i>19,7"</i>	<i>132lbs</i>



Design
Roel Vandebeek

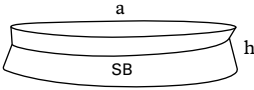


SB



W17/GLAZE

	a	h	w	m ³
SB15	82cm	16cm	30kg	65l
SB30	80cm	29cm	55kg	95l
SB45	48cm	14,5cm	16kg	40l
SB15	32,3"	6,3"	66lbs	17,2gal
SB30	31,5"	11,4"	121lbs	25,1gal
SB45	18,9"	5,7"	35lbs	10,6gal



W/W17/GLAZE

SB30



SB30
Kåseholm Slott,
Sweden



SB15

G

BR24/W/GLAZE



SB45

OPTION 4

OPTION 3

OPTION 1

OPTION 2

SB45



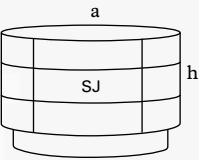
OPTION 1



OPTION 4



	a	h	w
SJ30	80cm	31cm	50kg
SJ40	80cm	43cm	65kg
SJ30	31,5"	12,2"	110lbs
SJ40	31,5"	16,9"	143lbs

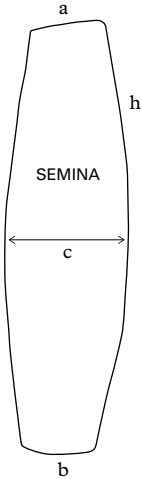


SJ



SEMINA

	a	b	c	h	w
SEMINA160	29,5cm	29cm	44cm	162cm	120kg
SEMINA180	33cm	34cm	50cm	181cm	170kg
SEMINA160	11,8"	11,4"	17,3"	63,8"	265lbs
SEMINA180	13"	13,4"	19,7"	72,3"	375lbs





Clay, my
connection to
the world —
Products for
a lifetime
made by
happy people

— *Francisco* moved from Tenerife to Belgium 7 years ago and he has been working as an artisan at Atelier Vierkant since then. Energetic and positive even early in the morning, he starts telling me his daily life. Every morning his alarm rings at 6 am, when he wakes up and prepares the breakfast for all his family. «By 7.15 I drive with my car to Bruges, where I pick up some of my colleagues. Starting a day in company is always good: we have nice talks in the car, we listen to the radio ...». Once arrived at the Atelier, the daily routine starts: first check to the drying room at 8 o'clock, and then, hands in clay, molding pots. «After the working day Francisco takes the colleagues back to Bruges and goes straight back home «to my family». «Coming home is always another good part of the day, because it allows you to stay with your family, to share our stories and to tell each other our day. Of course, also family time requires a tight schedule to respect: bringing my daughter to ballet and music classes and driving her back home afterwards...»

— Besides working life and family time, cultivating his own passions and hobbies and finding time to dedicate to them is crucial. In fact, having a healthy balance between work, family and free time is a fundamental aspect to take into consideration. That is why Francisco does not renounce to his hobbies, trying to fit them in his already very busy agenda. «My hobby is playing volleyball. Even if it's tiring, I believe that it is important to cultivate your passions and to find time for yourself and for what you like. That is why during the weekend my family and I organize activities to do all together, enjoying some calm before the beginning of the week».

Clay, my connection to the world ...



— While talking about his time at Atelier Vierkant, Francisco takes a look at the production plants visible from the office where we are having a chat and recalls his first days at Atelier Vierkant. «When I started working with clay, it was a totally new element for me and establishing a feeling with was not an easy job. I remember Willy came to me and said that in order to understand clay I had to feel my actions from inside, I had to feel what my hands were doing when they were busy in the clay. At the first moment, I didn't really get what he meant, but two years later I started realizing that the only way a pot can be made is through your intuition». In fact, the natural origin of clay does not allow the existence of neither a perfect formula nor a fixed rule to make the perfect pot: the best way is to feel with your senses and to adjust the way of working accordingly. «This is what I like of clay, that it is a relationship that refines and improves with time. The more you know about it, the more it feels natural and innate to you to work with it».

— There are several aspects that can be appreciated of his job, among which the most important is the sense of responsibility concerning everyone's tasks and his duties. «What I really appreciate is the fact is that responsibility allows you to be flexible: the presence of a precise task to achieve allows you to adjust and to organize your schedule according to your needs, managing time in the way it fits for you. I think it is a good method to achieve good results and to keep a proactive attitude towards what you do». Of course, sometimes there are challenges to go through: «Sometimes it's difficult to look after all the responsibilities you have at once: you're always too busy! That is why organization and good communication among colleagues is crucial in order to achieve the results expected and to ensure excellent coordination».

Clay, my connection to the world ...





— *Marta* is 26 years old and comes from Poland. At the Atelier, she is responsible for the creation of the many textures decorating Atelier Vierkant pots and vessels. «I moved to Belgium 4 years ago with my husband and I have been working at Atelier Vierkant for almost three years and a half». Everyday *Marta* wakes up at 6.30 in the morning and after a quick breakfast she is already in the car on the way to pick *Marta*, her colleague, up to go together to the Atelier: hands in clay, finishing structures and textures, her working routine starts. Passion for details and for decorations have always amused *Marta*. «After work I really enjoy dedicating myself to my favourite hobby, which is making handcrafts with paper, such as boxes and greeting cards. After work, she always finds the time to call her parents via Skype and share with them her day. Even though my family lives far away, I met a lot of wonderful people at Atelier Vierkant. Thanks to the constant team work and cooperation, everyone shares his own history and his own ideas. We are different from each other, but it is such difference that makes our team so strong. At the atelier difference and cohesion are what makes me feel like in a small family».

Clay, my connection to the world ...





— When Marta came to Belgium from Poland, clay was something new for her to work with. But as all the new things, she found the art of pottery amusing and fascinating. It is really true that clay somehow reminds us of our roots and heritage, bringing sometimes some sweet memory with it. «It reminds me those moments when, as a child, I used to play with plasticines». Many years later, Marta found herself enjoying the same amusement creating the textures and the structures of the pots and checking if customized items are done properly. «My passion for manual precision works found a new way of expression in clay works. I feel good working with the small rocks in the structure of chamotte, because they ease the creation of many combination of textures. I enjoy modelling its uneven, coarsed composition which makes textures unique, especially in black and red clay». The sense of mutual responsibility given by the constant team work at Atelier Vierkant is also an aspect that enhances collective learning and share of knowhow.

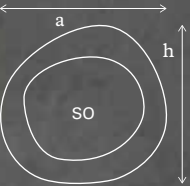
Clay, my connection to the world ...





SO

	a	b	h	w
SO80	81cm	73cm	23cm	25kg
SO80	31,9"	28,7"	9"	55lbs



SO



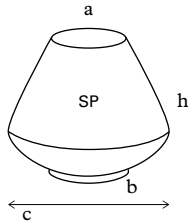
SP



SP50/BL1 + GLAZE

SP

	a	b	c	h	w
SP40	35,5cm	30cm	55,5cm	39,5cm	40kg
SP45	27,5cm	17cm	40cm	43cm	20kg
SP50	31,5cm	30cm	54,5cm	45,5cm	45kg
SP80	78cm	66cm	125cm	79cm	65kg
SP100	99cm	66cm	122cm	48cm	75kg
SP40	13,98"	11,81"	21,85"	15,55"	88lbs
SP45	10,83"	6,69"	15,75"	16,93"	44lbs
SP50	12,40"	11,81"	21,46"	17,91"	99lbs
SP80	30,7"	26"	49,2"	31,1"	143lbs
SP100	39"	26"	48"	18,9"	165lbs







SP

SP50 / BL1 + GLAZE

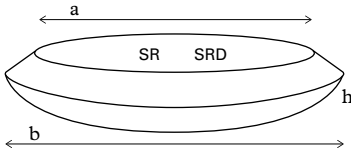
SP50 / V9 + GLAZE



SR

SR and SRD
are not suitable
for outside use
during frost.

	a	b	h	w
SR45	40cm	45cm	9cm	15kg
SR60	50cm	60cm	12cm	20kg
SR75	62cm	75cm	15cm	30kg
SR95	77cm	95cm	19cm	50kg
SR120	100cm	120cm	30cm	125kg
SR150	150cm	150cm	40cm	200kg
SR45	15,7"	17,7"	3,5"	33lbs
SR60	19,7"	23,6"	4,7"	45lbs
SR75	24,4"	29,5"	5,9"	65lbs
SR95	30,3"	37,4"	7,5"	110lbs
SR120	39,3"	47,2"	11,8"	275lbs
SR150	59,1"	59,1"	15,7"	440lbs



SR

SR is
single faced.



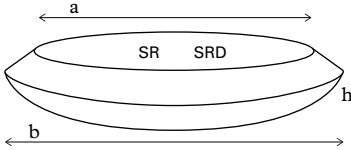


SR150



SRD


	a	b	h	w
SRD60	50cm	60cm	12cm	25kg
SRD75	62cm	75cm	15cm	40kg
SRD95	77cm	95cm	19cm	75kg
SRD60	19,7"	23,6"	4,7"	55lbs
SRD75	24,4"	29,5"	5,9"	88lbs
SRD95	30,3"	37,4"	7,5"	165lbs



SRD is double faced.



SRD



SRS

Swiss Re,
Zurich



SRS130Z/BR24/GLAZE

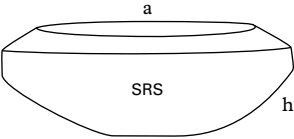


SRS130Z/BR24/GLAZE



SRS130W/W17/GLAZE

	a	h	w
SRS65	65cm	17cm	25kg
SRS75	75cm	22cm	30kg
SRS95	95cm	30cm	50kg
SRS130	130cm	50cm	150kg
SRS65	25,6"	6,7"	55lbs
SRS75	29,5"	8,7"	66lbs
SRS95	37,4"	11,8"	132lbs
SRS130	51,2"	19,7"	331lbs

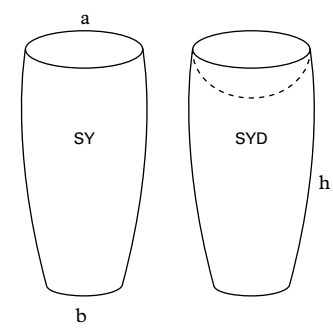




SY

	a	b	h	w
SY70	40cm	22cm	72cm	40kg
SY90	45cm	26cm	83cm	45kg
SYD90	45cm	26cm	83cm	60kg
SY70	15,7"	8,6"	28,3"	88lbs
SY90	17,7"	10,2"	32,7"	100lbs
SYD90	17,7"	10,2"	32,7"	135lbs

SYD has a bowl inside the pot and is not suitable for outside use during frost.

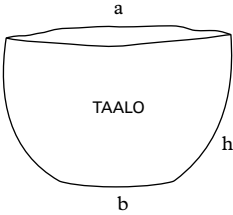


SYD



TAALO

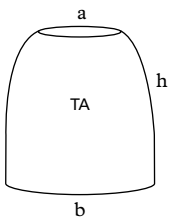
TAALO 90	a	b	h	w
TAALO 100	91cm	45cm	60cm	100kg
TAALO 90	106cm	51cm	70cm	150kg
TAALO 100	35,8"	17,7"	23,6"	220lbs
	41,7"	20,1"	27,6"	331lbs



TAALO



TA



	a	b	h	w
TA30	24,5cm	41cm	32,5cm	15kg
TA50	29cm	49cm	45,5cm	25kg
TA30	9,65"	16,14"	12,80"	33lbs
TA50	11,42"	19,29"	17,91"	55lbs

The TA series, finished in fine ochre, grey and light blue are examples of how an object assumes its role in the today's interior setting; it not only completes the existing color palette, but adds texture and volume of shades to the total architectural plan.



TAH

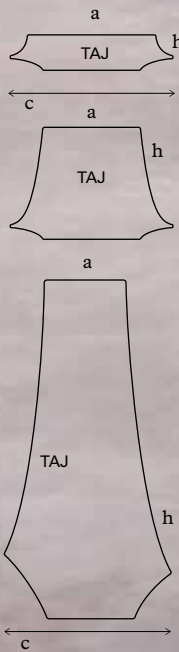
	a	b	h	w
TAH45	20x16,5cm	26,5x20,5cm	45cm	15kg
TAH50	24,5x20cm	33,5x26cm	50cm	20kg
TAH70	28x22cm	36x30cm	73cm	35kg
TAH80	34x28cm	46x40cm	80cm	45kg
TAH45	7,9x6,5"	10,4x8,1"	17,7"	33lbs
TAH50	9,6x7,9"	13,2x10,2"	19,7"	44lbs
TAH70	11x8,6"	14,2x11,8"	28,7"	77,2lbs
TAH80	13,4x11"	18,1x15,7"	31,5"	99,2lbs



ТАН



TAJ



TAJ50 Z/TURQ

TAJ50 Z/METAL

TAJ50 Z

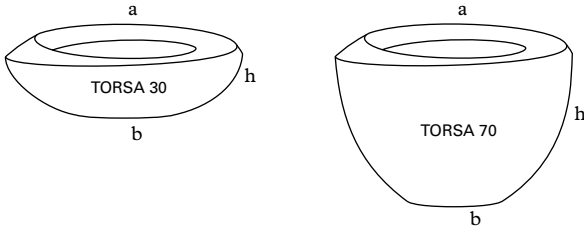
	a	c	h	w
TAJ50	51cm	78cm	46cm	65kg
TAJ100	78cm	100cm	19cm	60kg
TAJ150	39cm	80cm	156cm	165kg
TAJ50	20,1"	30,7"	18,1"	143lbs
TAJ100	30,7"	39,4"	7,5"	132lbs
TAJ150	15,4"	31,5"	61,4"	65lbs



TAJ100



	a	b	h	w
TORSA30	95cm	56cm	30cm	50kg
TORSA70	94cm	44cm	67cm	75kg
TORSA 30	37,4"	22"	11,8"	110lbs
TORSA 70	37"	17,3"	26,4"	165lbs



TORSA

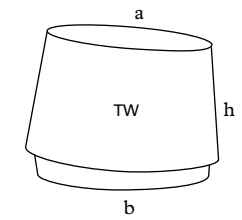


TORSA



TW

	a	b	h	w
TW30	56cm	45cm	33cm	50kg
TW35	47cm	49cm	34cm	45kg
TW40	54cm	53cm	41cm	65kg
TW30	22"	17,7"	13"	110lbs
TW35	18,5"	19,3"	13,4"	99lbs
TW40	21,3"	20,9"	16,1"	143lbs




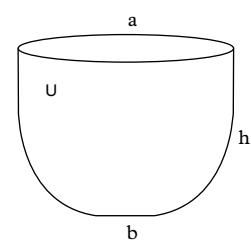
TW





U

	a	b	h	w	m ³
U40	40cm	19,5cm	30cm	15kg	18l
U50	50cm	23,5cm	39cm	20kg	40l
U60	60cm	27cm	48cm	35kg	79,4l
U70	70cm	32cm	50cm	50kg	123,5l
U80	78cm	31,5cm	60cm	65kg	140,4l
U90	90cm	41cm	63cm	110kg	248,2l
U100	100cm	45cm	72cm	150kg	365l
U10080	100cm	45cm	78cm	170kg	465l
U12065	120cm	60cm	65cm	200kg	535l
U120	120cm	60cm	90cm	250kg	683,2l
U140	140cm	75cm	96cm	350kg	800l
U160	160cm	96cm	96cm	450kg	1285l



U



U12065
in grey clay planted with
bonsai pine trees.

U







U100





U10055

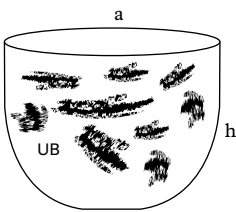


Bonhommes,
Meigem

UB

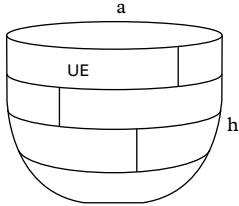
	a	b	h	w	m³
UB80	78cm	30cm	68cm	75kg	140,4l
UB80	30,7"	11,8"	26,8"	165lbs	37,1gal

Bark textures :
White clay with grey texture, Grey clay with black texture,
Black clay with red texture, Red clay with black texture





UE



	a	h	w	m ³
UE80	78cm	60cm	65kg	140,4l
UE100	100cm	72cm	150kg	365l
UE120	120cm	90cm	250kg	683,2l
UE80	30,7"	23,6"	145lbs	37,1gal
UE100	39,4"	28,3"	330lbs	96,4gal
UE120	47,2"	35,4"	550lbs	180,5gal

G/Z21



Z/R12



W/G20



Z/R13



G/R12



G/Z21



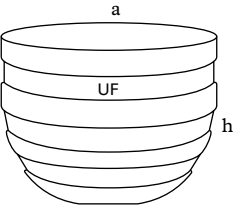
UF



UF80 white,
Sofia Hotel, Barcelona

UF

	a	h	w	m ³
UF60	58cm	44cm	50kg	79,4l
UF70	70cm	50cm	70kg	105l
UF80	80cm	60cm	80kg	140,4l
UF100	100cm	68cm	250kg	365l
UF120	120cm	90cm	350kg	683,2l
UF140	140cm	90cm	400kg	800l
UF160	160cm	96cm	500kg	1285l
UF60	22,8"	17,3"	110lbs	21gal
UF70	27,6"	19,7"	144lbs	27,7gal
UF80	31,5"	23,6"	176lbs	37,1gal
UF100	39,4"	26,8"	551lbs	96,4gal
UF120	47,2"	35,4"	772lbs	180,5gal
UF140	55,1"	35,4"	882lbs	211,3gal
UF160	63"	37,8"	1102lbs	339,5gal



UF100 grey,
private residence
Long Island, NY





UF



UF120 white,
Turkish Embassy, Berlin

UF



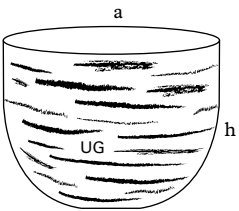


UF160 white,
private residences,
Abu Dhabi



UF80

UG



	a	h	w	m ³
UG60	60cm	47cm	35kg	79,4l
UG60	23,6"	18,5"	77lbs	21gal

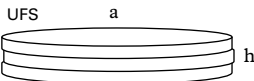


W/G20



UFS

	a	h	w
UFS80	80cm	15cm	50kg
UFS80	31,5"	5,9"	110lbs



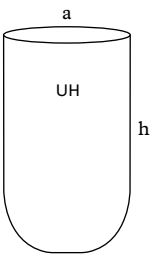
Riverwalk, London,
Stephen Woodhams



UFS

UH

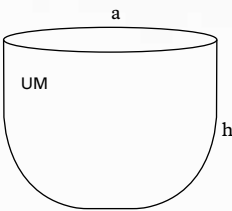
	a	h	w
UH80	48cm	72cm	35kg
UH80	18,9"	28,3"	77lbs



UH vases planted with tender Pennisetum alopecuroides 'Black Beauty' that contrasts with the grey and white shades of the vases and the whiteness of the wall while simultaneously corresponding to the verdant vine behind it.

UM

	a	h	w	m³
UM80	80cm	60cm	70kg	140,4l
UM100	100cm	72cm	150kg	365l
UM120	120cm	88cm	250kg	683,2l
UM80	31,5"	23,6"	155lbs	37,1gal
UM100	39,4"	28,3"	330lbs	96,4gal
UM120	47,2"	34,6"	550lbs	180,5gal

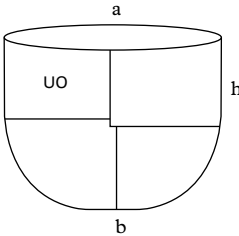






UO

	a	b	h	w	m ³
UO80	78cm	30cm	68cm	75kg	140,4l
UO120	120cm	68cm	90cm	350kg	683,2l
UO80	30,7"	11,8"	26,8"	165lbs	37,1gal
UO120	47,2"	26,7"	35,4"	550lbs	180,5gal



UO80 red and UO120 black
Lucebert Restaurant, Tilburg



UO

UO

UO80 black,
Fort Beemster.
Design developed
in collaboration
with Osiris Hertman
Studio



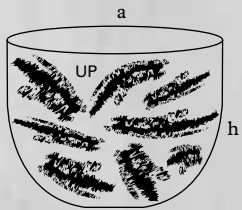


UO80

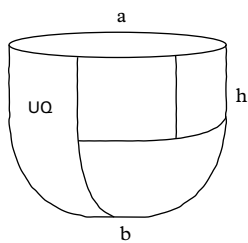


UP

	a	h	w
UP60	60cm	47cm	35kg
UP60	23,6"	18,5"	77lbs



UQ

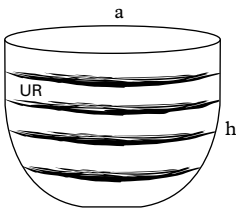


	a	b	h	w	m ³
UQ100	98cm	52cm	78kg	260kg	96,4l
UQ100	38,6"	20,5"	30,7lbs	573lbs	25,4gal



UR

	a	h	w	m ³
UR50	60cm	40cm	30kg	50l
UR60	60cm	50cm	35kg	79,4l
UR70	70cm	50cm	55kg	123,5l
UR80	78cm	60cm	70kg	140,4l
UR90	90cm	68cm	110kg	248,2l
UR100	100cm	72cm	150kg	365l
UR120	120cm	90cm	250kg	683,2l
UR50	23,6"	15,7"	55lbs	10,6gal
UR60	23,6"	19,7"	77lbs	21gal
UR70	27,6"	19,7"	121lbs	32,6gal
UR80	30,7"	23,6"	155lbs	37,1gal
UR90	35,4"	26,8"	242lbs	65,7gal
UR100	39,4"	28,3"	330lbs	96,4gal
UR120	47,2"	35,4"	550lbs	180,5gal



UR




UR

Custom UR8050 white
RHS Chelsea Flower Show,
Andy Sturgeon





UR



UR80 black

UR

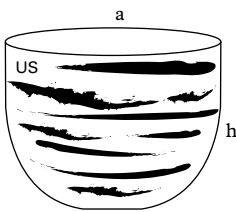


UR



US

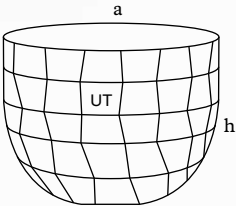
	a	h	w	m ³
US60	58cm	44cm	35kg	79,4l
US70	70cm	50cm	55kg	123,5l
US80	78cm	68cm	65kg	140,4l
US90	90cm	68cm	110kg	248,2
US100	100cm	72cm	150kg	365l
US120	120cm	90cm	250kg	683,2l
US60	22,8"	17,53"	77lbs	21gal
US70	27,6"	19,7"	121lbs	32,6gal
US80	30,7"	26,8"	145lbs	37,1gal
US90	35,4"	26,8"	242lbs	65,7gal
US100	39,4"	28,3"	330lbs	96,4gal
US120	47,2"	35,4"	550lbs	180,5gal





UT

	a	h	w	m ³
UT80	80cm	60cm	70kg	140,4l
UT100	100cm	72cm	150kg	365l
UT120	120cm	88cm	250kg	683,2l
UT80	31,5"	23,6"	155lbs	37,1gal
UT100	39,4"	28,3"	330lbs	96,4gal
UT120	47,2"	34,6"	550lbs	180,5gal

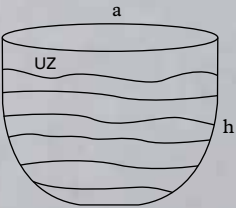


UT



UZ

	a	h	w	m³
UZ60	58cm	44cm	35kg	79,4l
UZ70	70cm	50cm	55kg	123,5l
UZ80	78cm	68cm	65kg	140,4l
UZ90	90cm	68cm	110kg	248,2l
UZ100	100cm	72cm	150kg	365l
UZ120	120cm	90cm	250kg	683,2l
UZ60	22,8"	17,53"	77lbs	21gal
UZ70	27,6"	19,7"	121lbs	32,6gal
UZ80	30,7"	26,8"	145lbs	37,1gal
UZ90	35,4"	26,8"	242lbs	65,7gal
UZ100	39,4"	28,3"	330lbs	96,4gal
UZ120	47,2"	35,4"	550lbs	180,5gal







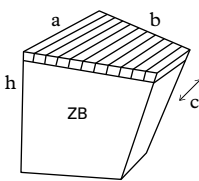
UZ

Peter Van der Velden,
Netherlands



ZB

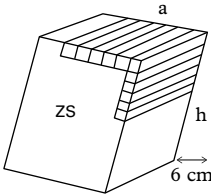
	a	b	c	h	w
ZB50	50cm	39cm	34cm	46cm	30kg
ZB60	53cm	42cm	37cm	51cm	40kg
ZB50	19,6"	15,3"	13,3"	18,1"	66,1lbs
ZB60	20,9"	16,5"	14,6"	20,1"	88,1lbs



ZS



	a	h	w
ZS4555	45cm	54cm	45kg
ZS4070	40cm	69cm	50kg
ZS4555	17,7"	21,3"	99lbs
ZS4070	15,7"	27,2"	110lbs

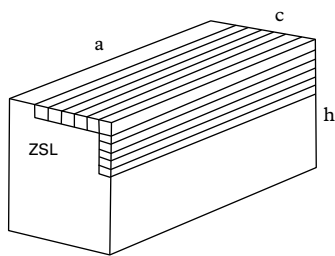


ZS

UF100 black
Suit Supply, Chicago



ZSL



	a	c	h	w
ZSL90	90cm	40cm	45cm	90kg
ZSL90	35,4"	15,7"	17,7"	200lbs

Clay colors, textures & finishes



Clay body colors

The highly chamotted clay Atelier Vierkant works with is naturally colored in the mass by oxides and pigments in 9 different shades: Atelier Vierkant’s body colors. During the firing process, those oxides are absorbed by the clay body so that they do not fade away with external weather agents – UV rays, rain, heat, frost. Samples of body colors can be sent upon request.





A unique combination of different textures & shapes

Texture can make or break a structure or building; it is a crucial part of architecture and it has long been used by architects to breathe life into buildings as well as to create a unique experience for occupant’s senses, creating pattern or rhythm and allowing the viewer to believe the piece moves through space. In this perspective, textures create a different experience: they allow more than one sense to be used at once by just 'seeing' it and ensure the viewer a full sensorial experience. Atelier Vierkant provides costumers with a vast array of 16 different textures that can be used and applied to structures, objects, shapes and forms, as well as mixed and matched with our color palette.

Expressing the true quality of materials and shaping an interior space or simply articulating a pattern, texture gives structure and strength to the object. On a finer level of detail, the texture is, in fact, the skin of the pot and the true expression of its meaning as well as of its character. It gives beauty to the shape and emphasizes volumes and plays of natural light on the surface of the vases. The combination between the natural pattern of the clay and the texture chosen creates a unique piece that is linked with the context and with the elements of the surrounding environment in a strong and indissoluble way. The designer’s choice is a vast selection of possibilities to combine a model with one of the many available textures, which are indicated in a practical table with a numeric symbol. The reader will find for each model the recommended textures available, and samples of the specific texture can be sent upon request.

Textures



Surface colors

Beside the 9 clay body colors, Atelier Vierkant offers engobe top colors which can be applied on the outside of the natural clay.

Engobe, a liquid clay slip applied on the outside of the ceramic body, is mixed with oxides and fired upon the surface of the pot. The engobes are used as accents that embellish the shapes and volumes. They often cover partly the model, from time to time entirely, but in most cases their favour mixes with the body of the clay on which they are applied. Engobe applications are done on demand and patterns are customized to order.

Clay colors and textures can be mixed together, resulting in the widest display of possible choices and combinations and matching each client’s expectations in the most personal and unique way.



Surface
colors



Manual

- 1. PLANTERS AND FROST
- 2. INTERIOR PLANTERS
- 3. MAINTENANCE
- 4. RUBBER WHEELS
- 5. FIXING A PLANTER TO THE FLOOR
- 6. FIXING PEBBLES TO THE FLOOR
- 7. WARRANTY

1. PLANTERS AND FROST

The porosity of our planters is approximately 3%. As a result, the planter absorbs as good as no moisture, making it frost-resistant. However, in addition to this, it is important to ensure that no ice can form around the root ball of the plant so that it cannot put pressure on the inner walls.

A good flow of water is essential and is achieved in the following way:

Drainage holes
We drill a hole in the centre of the planter. The standard size of a drainage hole is 28 mm (1). This can vary from one planter to another and depends on the size of the bottom of the planter. Multiple holes of different sizes are possible when, for example, the planter is fitted with an electrical cable or water inlet and outlet. These extra holes are available on request.

THE FOLLOWING DIAMETERS ARE AVAILABLE:
8-12-28-45-50-81-101 MM

Rubber feet
The standard feet have a diameter of 4 cm and a thickness of 1 cm. The round planters are supplied with three feet, and the square and rectangular planters are supplied with four feet (2). We also supply large, square rubber feet for large pots. They are 12 cm by 12 cm.

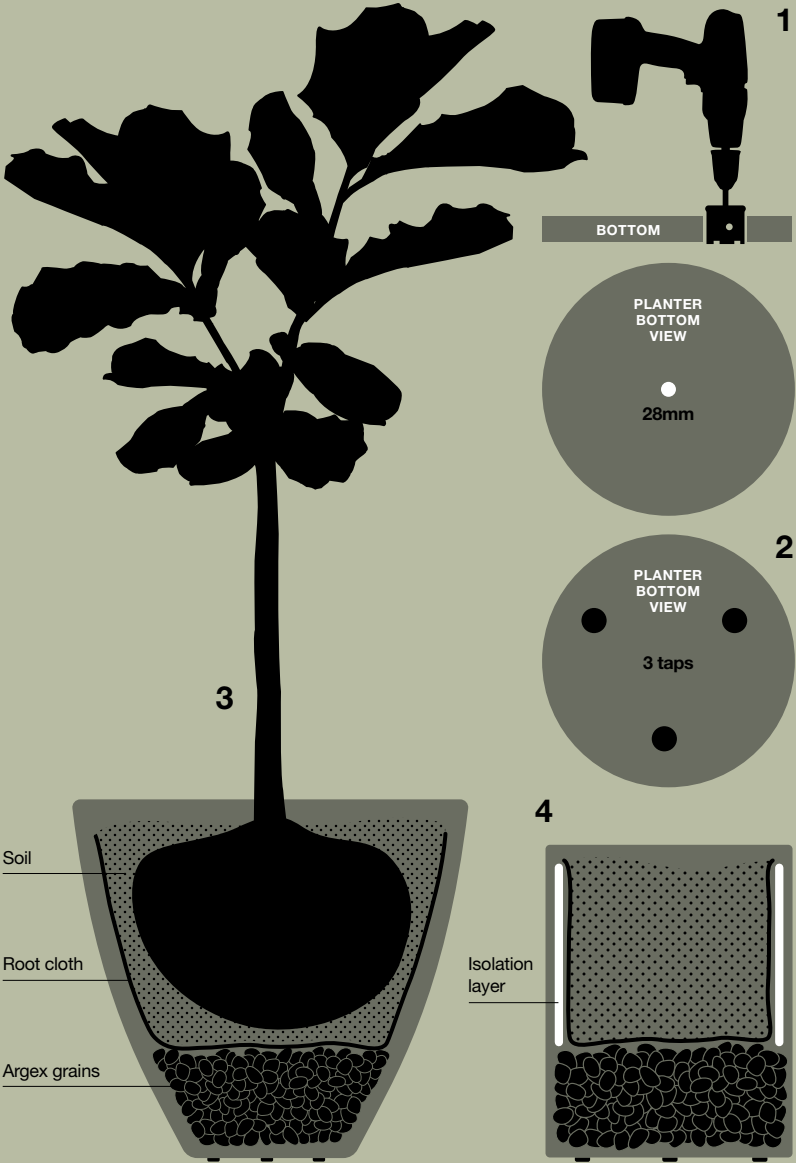
Planting
The planter is partially filled with Argex pellets. A root-proof membrane is placed on top to separate the soil from the Argex pellets. This prevents the soil from seeping among the Argex pellets. On top of that are added soil and the root ball of the plant. In this way, water can easily flow through (3).

This is a general approach to planting for illustrative purposes. Planting always depends on various factors,

including the type of plant, the size of the root ball, etc.

Please note: straight (e.g. BRL and B) and closed models (e.g. OF and OD, where the belly diameter is larger than the opening diameter) require extra attention. Within these planters, polystyrene foam or other insulating material can be used between the

wall of the planter and the soil. The insulating material then serves as an insulation layer to reduce lateral pressure on the inner walls. That way, the soil gets some more space inside the pot to move around. This is not necessary for conical models (e.g. A), as the soil can move upwards along the sides of the pot when ice forms (4).



2. INTERIOR PLANTERS

All our planters can be used for outdoor and indoor purposes. Below we provide a number of tools that can facilitate the installation of your interior planters:

WATER CAPTURE

Polyester coating

When there is no need for water capture, you can opt for a planter without a drainage hole. The planters still have a porosity grade of 3%.

By treating the planters with an extra layer of polyester on the inside, the container becomes 100% waterproof. This treatment is recommended for indoor use of the planters and is available on request for all items (1).

Saucers

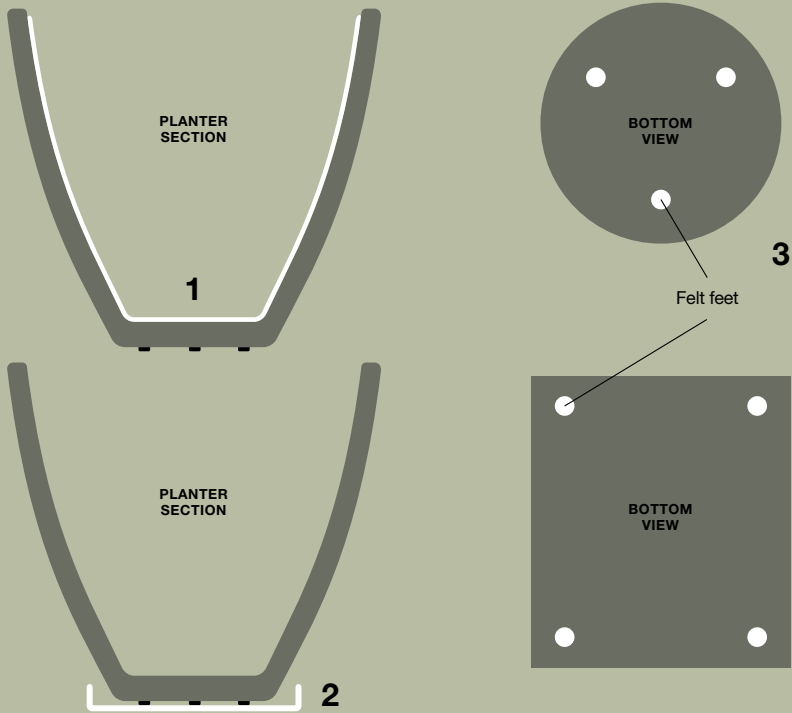
We can insert a drainage hole in the bottom of the planter when excessive water needs to flow away. In this case, you can opt for additional saucers (2) to capture the drainage water. The saucers are available in

different sizes. The saucers we offer are made from stainless steel with a top coating in matching colors. The color is not 100% the same due to the different material used. The saucers are available in our nine different clay body colors. Due to technical limits and weight restrictions, the size of the plates is limited to a maximum diameter of 60 cm/ 23.6" or 60 x 60 cm/23.6 x 23.6". We count around 5 cm/2" on each side of the base of the planter for the diameter of the saucer. Pictures are available on request.

FLOOR PROTECTION

Felt feet

We deliver soft felt feet (3) with planters used indoors. In this way the planters do not touch and damage the floor. We kindly ask you to mention the indoor purpose to make sure the right feet are delivered. The round planters come with three felt feet and the square and rectangular planters come with four felt feet.



3. MAINTENANCE

GENERAL

We suggest using a high-pressure cleaner for any kind of dirt on the planter. Never scrub the body of the planter directly.

The clay is colored with natural oxides all the way through the body and fired at a temperature of approx. 1200°C. The colors obtained by this production process do not fade or deteriorate under the influence of the sun.

ANTI-GREEN

The following products receive a standard treatment with an invisible liquid and mat silicone B-Artisil: KE, KR, KD, KL, KKA, KKB, KKC, LC. Other products can have a treatment on request. We suggest treating the products every two years with an anti-green product. The product can be applied with a soft brush.

4. RUBBER WHEELS

We offer the possibility of integrating hard rubberwheels in the bottom of the planter. The wheels are fixed to an aluminium capsule and inserted by means of a drilled hole in the bottom of the planter. The integration of the wheels is only possible in a straight surface. It enables the customer to place and move the often heavily loaded planter with ease.

The insertion of the wheels is possible in various types of planters, although a minimum bottom diameter of width 35-40 cm / 13.7-15.7" is required.

The planter is lifted by less than 1 cm by the wheels and the latter are therefore not visible.

Prices and pictures on request.

Please note: there are no brakes on the wheels. Furthermore, the tall and narrow models need special attention regarding their stability when wheels are installed.

TECHNICAL DATA

- Wheel diameter: 35 mm
- Width of tread: 25 mm
- Threaded stem: 10 x 20 mm
- Offset: 13.5 mm
- Swivel interference: 62 mm
- Overall height: 58 mm
- Temperature: -20 to +60°C
- Standard: EN 12530
- Weight: 0.243 kg
- Swivel radius: 31 mm
- Hardness of tread: Shore D 42
- Load capacity: 100 kg
- Load capacity (static): 200 kg

5. FIXING A PLANTER TO THE FLOOR

In this sheet we show a way in which a planter can be fixed to the floor.

1. Drill holes in the different layers for fixing. In preparation for fixing, three holes are made in the stainless steel plate, the base of the planter and the ground. The holes are located in the same place in a triangular composition in the three different layers.

2. Drill drainage holes and install rubber feet to allow a good flow of water.

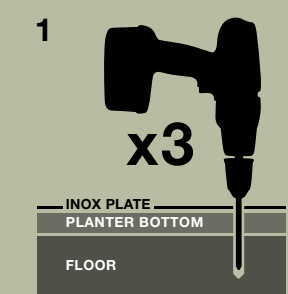
A drainage hole is drilled centrally in the stainless steel plate and the base of the planter. The planter itself is raised by rubber steps. This allows a good flow of water.

Note for steps 1 and 2: the holes in the base of the planter can always be made on request and are available in different sizes.

3. Insert a plug into the floor in which the screw can be tightened.

4. Tighten the screw securely through the base of the planter. The screw passes through the following layers: the stainless steel plate, the first rubber washer, the base of the planter, the second rubber washer and the plug in the floor. The rubber washers serve as a buffer and are used to prevent direct contact between the metal and the clay. In addition, the stainless steel plate is used to spread the pressure of the three screws over the base of the planter.

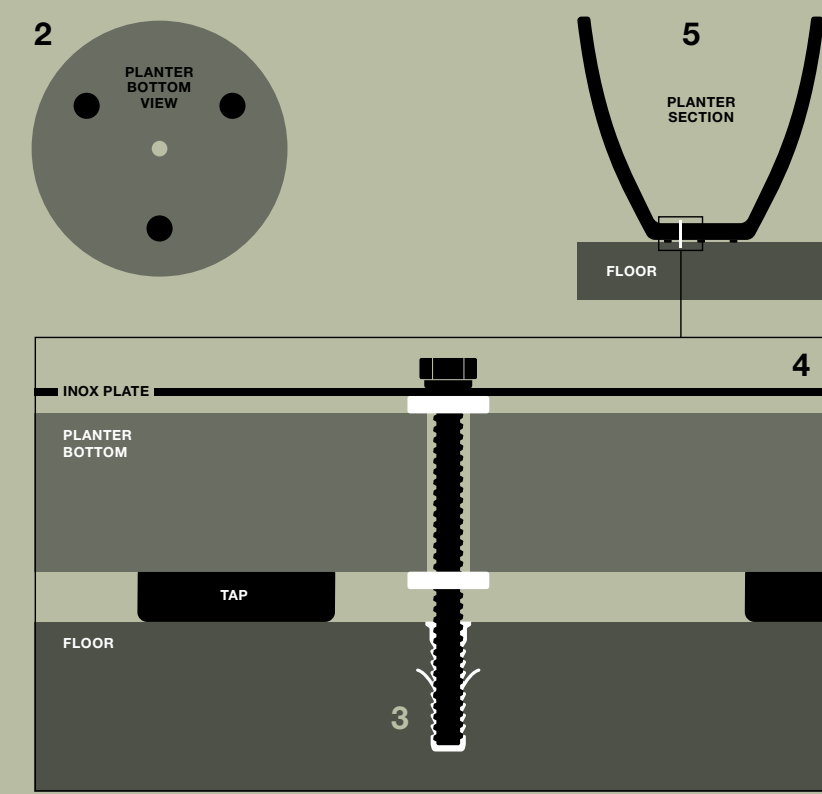
5. The planter is fixed to the floor.



MATERIAL

- 3 rubber feet for a round planter and 4 rubber feet for a square or rectangular planter
- 3 screws
- 3 rubber plugs
- 6 rubber washers that fit around the body of the screw
- a stainless steel plate

INSTALLATION MATERIAL NOT INCLUDED



6. FIXING PEBBLES TO THE FLOOR

1. Cut a notch in the underside of the pebble. The notch has a length of about 7 cm and a thickness of about 2 cm.

2. Fixing the threaded rod in the ground. The upper part of the threaded rod is bent at an angle of 90 degrees. We slide a piece of plastic over the top part of the threaded rod. This serves primarily to show the depth to which the threaded rod must be knocked into the ground.

It also serves as a buffer when the clay comes into contact with the metal. It is important that the threaded rod is knocked into the floor in the correct position as this will determine the direction of the pebble's position. To knock the threaded rod into the floor, a hole is made in the floor. In that hole, two components for the chemical anchoring are installed, after which the threaded rod can be fixed into it.

3. Attach three rubber feet to the base of the pebble. In this way, you can stabilise the boulder and lift it slightly off the ground.

4. The pebble is slid over the threaded rod. The pebble is slid over the threaded rod. Once the threaded rod is inside the pebble, the pebble is turned to the correct position.

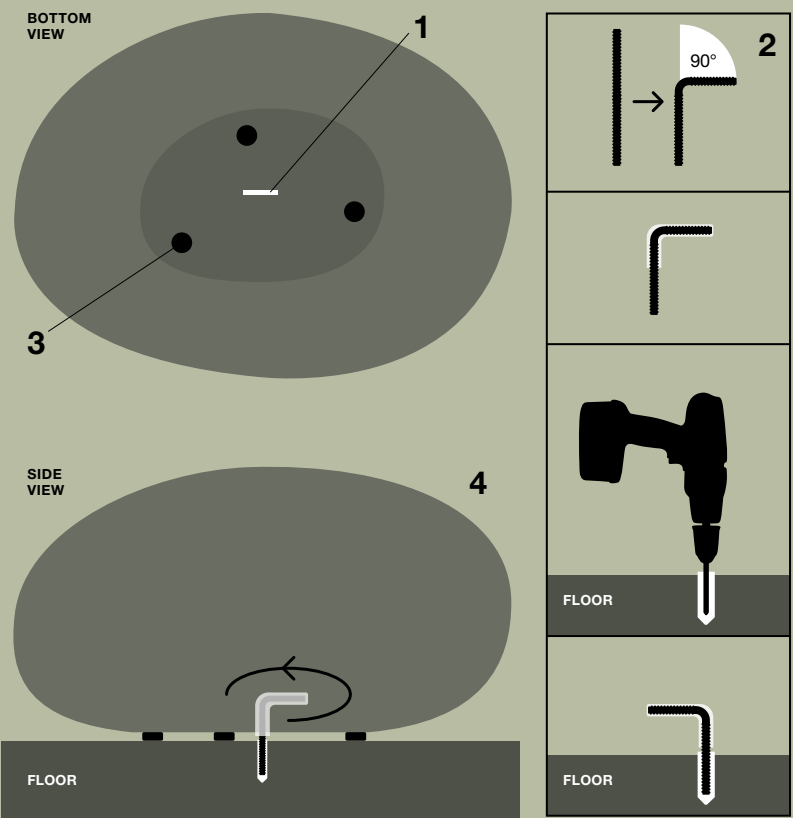
The pebble is fixed in the ground.

For your information: Atelier Vierkant can carry out all the technical steps discussed and deliver the material. Only the drilling in the ground, the fixing of the threaded rod in the ground and installation are carried out on site.

MATERIAL:

- Threaded rod
- 3 rubber feet
- Protection around the threaded rod - plastic
- 2 components for the chemical anchoring

INSTALLATION MATERIAL NOT INCLUDED



7. WARRANTY

General

All Atelier Vierkant products are hand-crafted. Colors and characteristics can vary. Roughness, surface cracks, indentations, etc. are typically part of the design and are not defects. These aspects enhance the character of the products.

Atelier Vierkant products are warranted to be free from defects in materials and workmanship to the original purchaser for a period of 2 years from the date of purchase for residential applications and 1 year for commercial applications.

This warranty does not apply to any item which has been damaged by freight or accident or which has been misused, altered or repaired without Atelier Vierkant’s authorisation and instructions.

Atelier Vierkant is not liable for costs incurred in installation and/or reinstallation, loss of use, time, inconvenience, packing, travel, or other consequential or incidental damages. No returns shall be accepted without written return authorisation from Atelier Vierkant.

Maintenance

Products must be maintained in accordance with Atelier Vierkant guidelines or the warranty shall become null and void.

For any kind of soil on the planter, you can use a high-pressure cleaner. Never scrub the planter directly. Furthermore, you can treat the outside of the planter with an anti-green product (B-artisil) every two years.

We refer to our ‘maintenance’ document for complete information.

Frost

Our planters are frost-resistant thanks to their low porosity grade. The moisture will not be absorbed into the body of the planter.

It must be possible for the water to flow away easily to be sure there is no ice formation possible within the planter. In this way the ice cannot put pressure on the inside of the planter.

Straight and closed forms need attention when ice formation within the planter takes place. An additional layer between the clay and soil as an insulation layer is required. In this way the soil has additional space to move inside the planter. We refer to our planters and frost documentation for complete information.

Transport

Atelier Vierkant always delivers the goods on the street side to a commercial address where the goods can easily be loaded in and out. The project manager must be present to receive the items and to check for damage.

Do not sign the delivery note without checking the state of the goods upon delivery. Atelier Vierkant cannot be held liable if any damage is not listed on the transport documents.

In case of damage, mention ‘broken pots’ — nothing else and nothing more — on the transport document with your signature. In any case, do not let the driver sign in your place.

Atelier Vierkant does not perform any installations itself.

There are no warranties which extend beyond the description on the face hereof.

CREDITS

ALL PHOTOGRAPHY:
BART VAN LEUVEN
WWW.BARTVANLEUVEN.COM
UNLESS OTHER SPECIFIED.

JOSHUA MCHUGH
PAGE 43

THOMAS DE BRUYNE
PAGES 48-49, 90-91, 360-361,
489-490, 500-501

CLAUDIA LUPERTO
PAGES 51, 53

ANAÏ IBARRA
PAGES 436-437

ALLAN POLLOK-MORRIS
PAGES 552-553

PETER ELLERY
PAGE 554

NURIA VILA
PAGES 392-395, 476

FRASSINAGO
PAGE 121, 324

SATOSHI SHIGETA
PAGES 290-291, 428-429, 431

KASIA GATKOWSKA
PAGES 544-545, 542

WISEMAN GROUP
PAGES 54-55

MARION BRENNER
PAGES 165, 419, 527

DAVE KULESZA
PAGE 238

JAN VERLINDE
PAGES 104, 280-281, 556

NATHALIE JOUAN
PAGE 381

ERIK VAN GELDER
PAGE 106

REBECCA TOH
PAGES 292-293, 410-411

EDWARD HENDRICKS
PAGE 139

RAPHAEL OLIVER
PAGES 68, 260, 362,
364-365, 375, 382, 405,
406-407, 522, 531

SHIN MIURA
PAGE 414

ALISTER THORPE
PAGES 333, 474

PERNILLA DANIELSSON
PAGES 1, 512-513

STEFAN ALTENBURGER
PAGES 484-485, 506

ARYEH KORNFELD
PAGES 408-409

UNDINE PROHL
PAGES 146-147, 353, 378

JAKUB SKOKAN
PAGE 486

JASON ODDY
PAGE 534

ONE ABODE
PAGES 478-479

CAROLINE PIEK
PAGE 483

GERMAN BOURGEAT
PAGES 57, 211, 516-517, 567

ERIC BERGOEND
PAGES 218, 541

BOEGLY + GRAZIA
PAGE 405

NOTE: SINCE ATELIER VIERKANT
PRODUCTS ARE HANDMADE,
ATELIER VIERKANT IS NOT
RESPONSIBLE FOR ANY MISTAKE
IN THIS CATALOG ON DIMENSION
OR WEIGHT.



